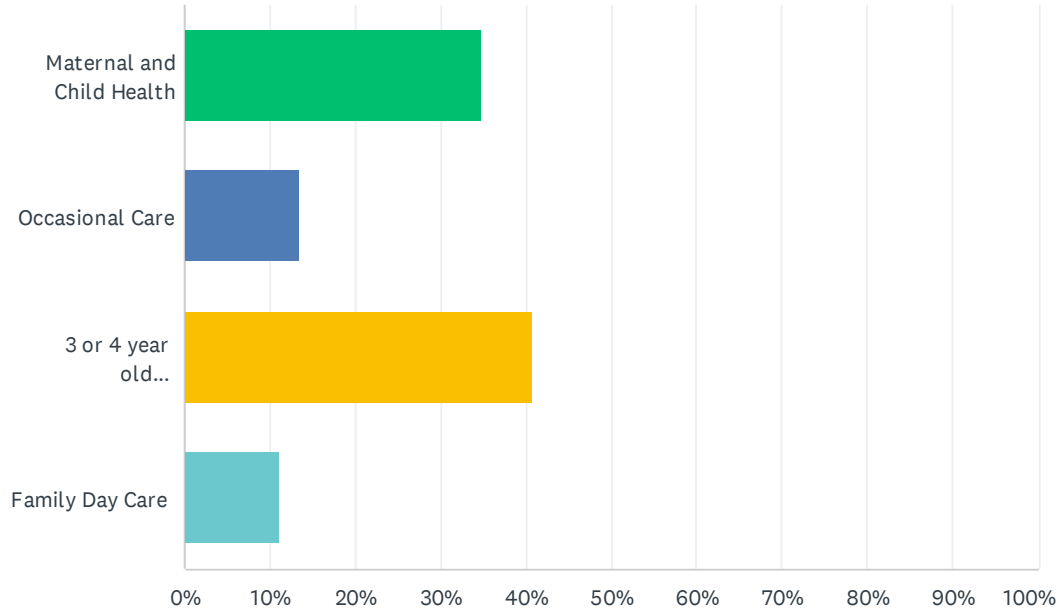


Q1 Which one of the following Council's Early Years Services do you wish to provide feedback on?

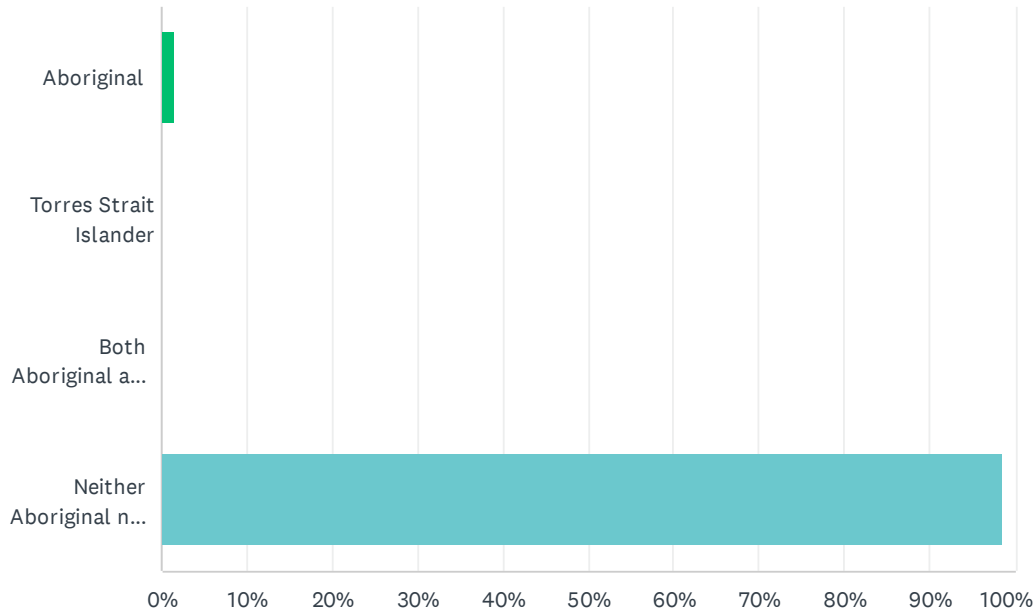
Answered: 395 Skipped: 0



ANSWER CHOICES	RESPONSES	
Maternal and Child Health	34.68%	137
Occasional Care	13.42%	53
3 or 4 year old Kindergarten	40.76%	161
Family Day Care	11.14%	44
TOTAL		395

Q2 Do you identify as:

Answered: 132 Skipped: 263



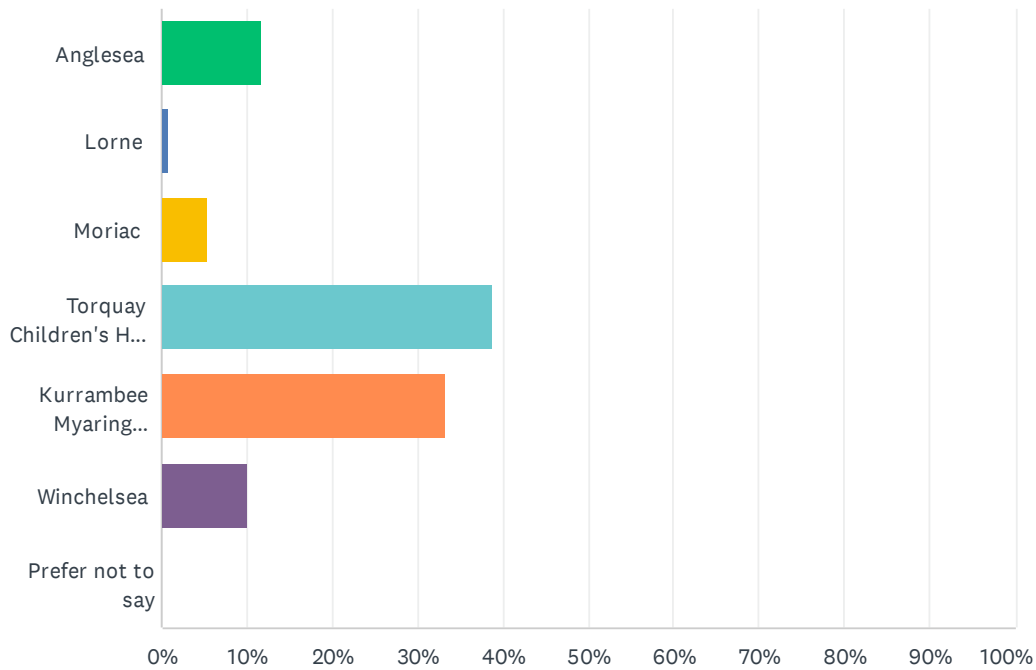
ANSWER CHOICES	RESPONSES	
Aboriginal	1.52%	2
Torres Strait Islander	0.00%	0
Both Aboriginal and Torres Strait Islander	0.00%	0
Neither Aboriginal nor Torres Strait Islander	98.48%	130
TOTAL		132

Q3 Surf Coast Shire Early Years team is committed to providing culturally safe services that enable optimal health, wellbeing and safety outcomes for First Nations people. We acknowledge that this cannot be achieved without input from Aboriginal and Torres Strait Islander families. Please enter your email address below if you are happy to be contacted as part of designing, delivering and evaluating current and future Early Years programs and initiatives.

Answered: 1 Skipped: 394

Q4 Which Maternal Child Health Centre do you currently attend?

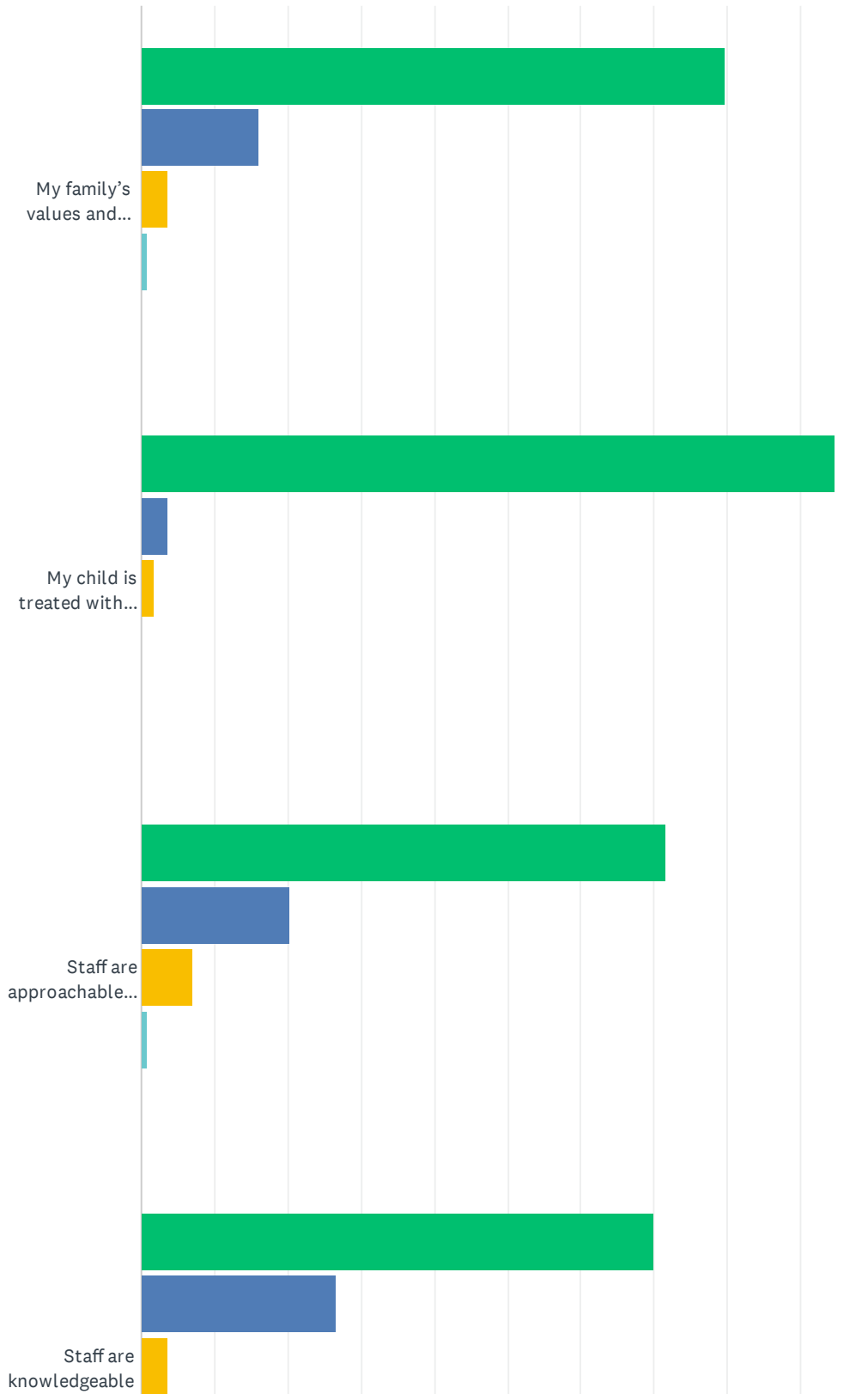
Answered: 129 Skipped: 266



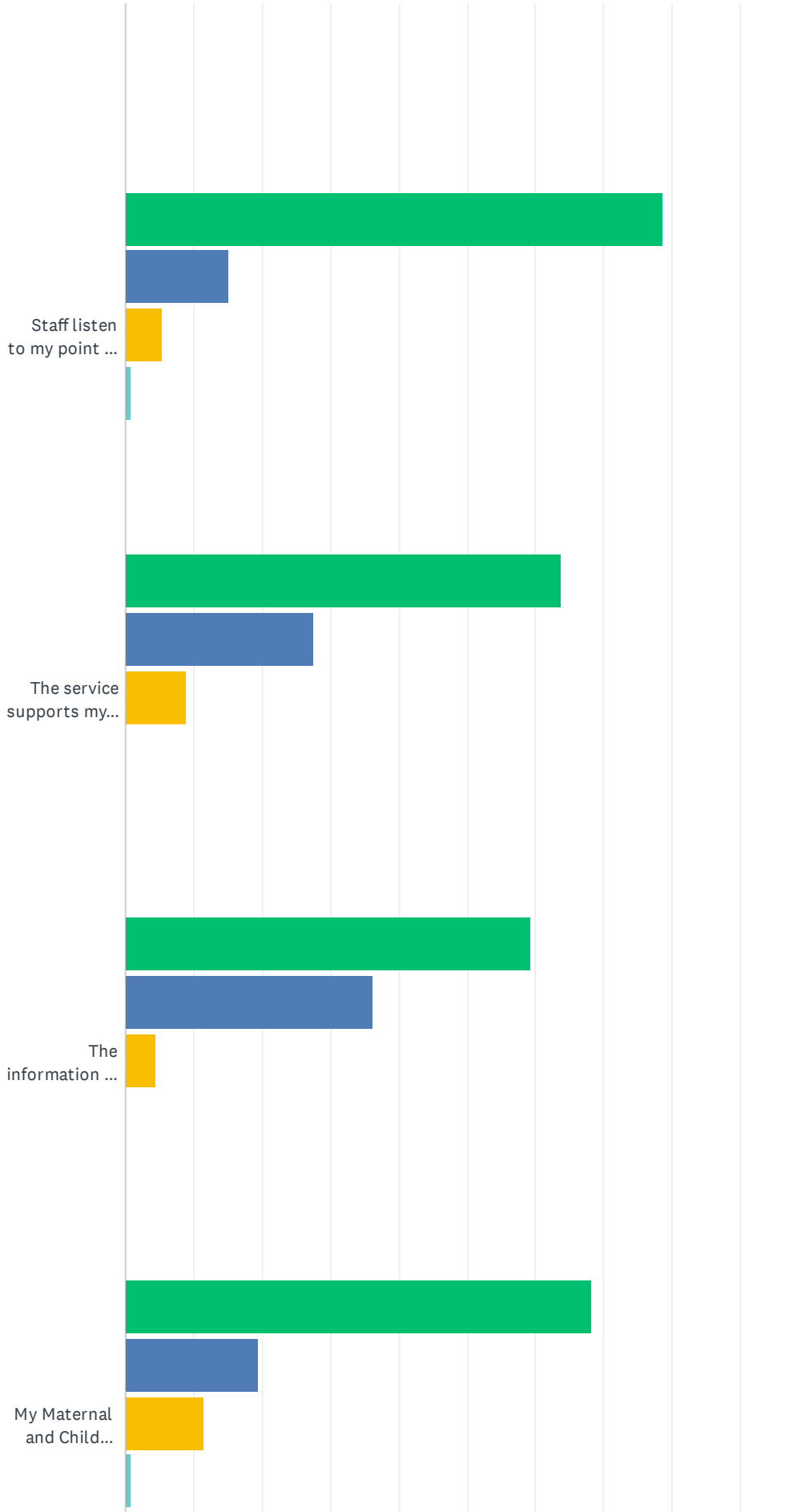
ANSWER CHOICES	RESPONSES	
Anglesea	11.63%	15
Lorne	0.78%	1
Moriac	5.43%	7
Torquay Children's Hub (Grossmans Rd)	38.76%	50
Kurrambee Myaring Community Centre (Merrijig Dve)	33.33%	43
Winchelsea	10.08%	13
Prefer not to say	0.00%	0
TOTAL		129

Q5 Please rate your experience with the Maternal and Child Health Service.

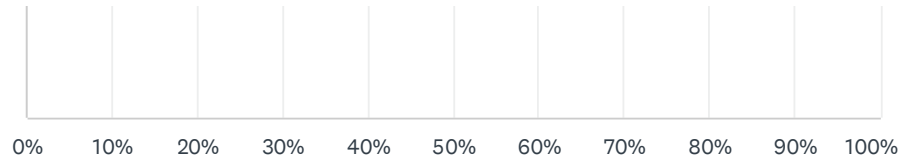
Answered: 113 Skipped: 282



Early Years Survey - 2022



Early Years Survey - 2022



■ Always
 ■ Usually
 ■ Sometimes
 ■ Never
■ This is not i...

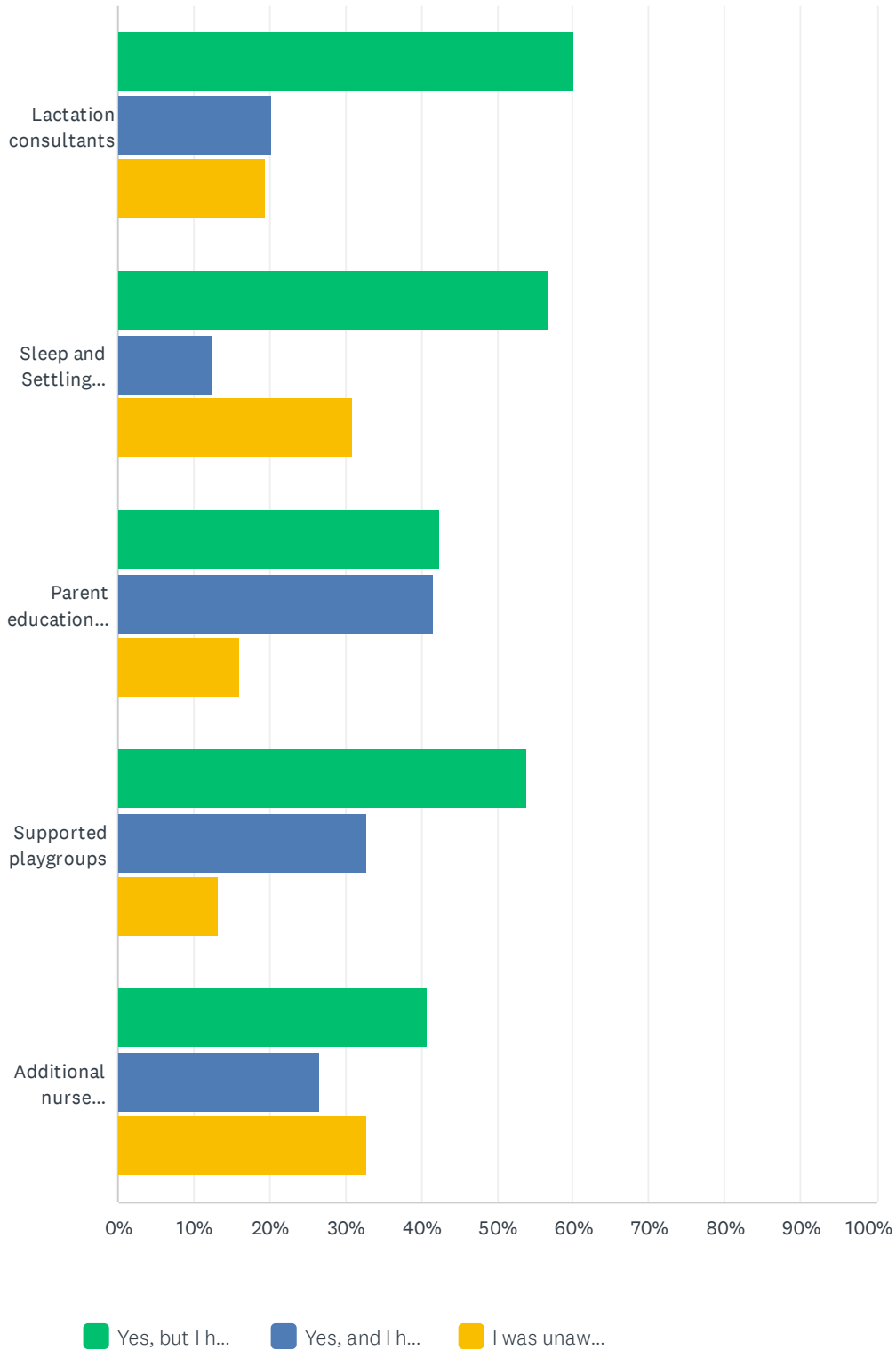
	ALWAYS	USUALLY	SOMETIMES	NEVER	THIS IS NOT IMPORTANT TO ME	TOTAL	WEIGHTED AVERAGE
My family's values and beliefs are respected	79.65% 90	15.93% 18	3.54% 4	0.88% 1	0.00% 0	113	1.26
My child is treated with care and kindness	94.69% 107	3.54% 4	1.77% 2	0.00% 0	0.00% 0	113	1.07
Staff are approachable and non-judgemental	71.68% 81	20.35% 23	7.08% 8	0.88% 1	0.00% 0	113	1.37
Staff are knowledgeable	69.91% 79	26.55% 30	3.54% 4	0.00% 0	0.00% 0	113	1.34
Staff listen to my point of view	78.76% 89	15.04% 17	5.31% 6	0.88% 1	0.00% 0	113	1.28
The service supports my parenting style	63.72% 72	27.43% 31	8.85% 10	0.00% 0	0.00% 0	113	1.45
The information and resources provided to me are accurate and relevant	59.29% 67	36.28% 41	4.42% 5	0.00% 0	0.00% 0	113	1.45
My Maternal and Child Health appointments meet my expectations	68.14% 77	19.47% 22	11.50% 13	0.88% 1	0.00% 0	113	1.45

Q6 Your feedback helps us to improve the MCH service and ensure it meets the needs of the community. Is there anything else you wish to add?

Answered: 64 Skipped: 331

Q7 Are you aware of the following additional services offered by the Surf Coast MCH service?

Answered: 113 Skipped: 282



Early Years Survey - 2022

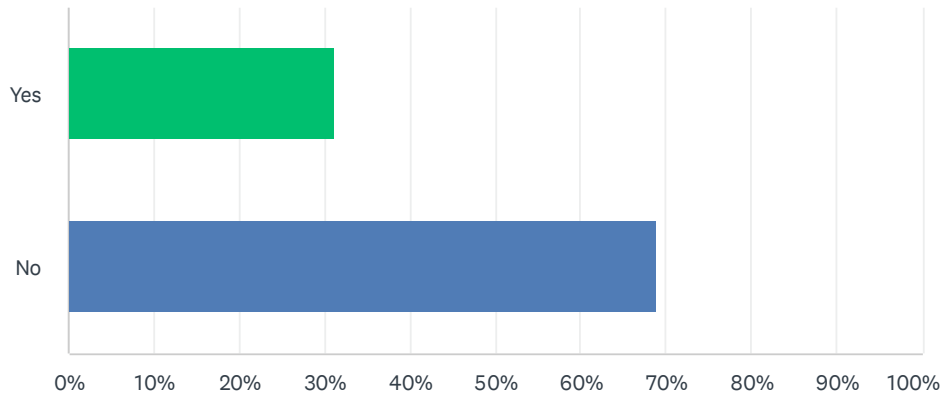
	YES, BUT I HAVE NOT UTILISED THIS SERVICE	YES, AND I HAVE UTILISED THIS SERVICE	I WAS UNAWARE OF THIS SERVICE	TOTAL	WEIGHTED AVERAGE
Lactation consultants	60.18% 68	20.35% 23	19.47% 22	113	1.59
Sleep and Settling in-home support	56.64% 64	12.39% 14	30.97% 35	113	1.74
Parent education sessions	42.48% 48	41.59% 47	15.93% 18	113	1.73
Supported playgroups	53.98% 61	32.74% 37	13.27% 15	113	1.59
Additional nurse consultations (between scheduled Key Age and Stage visits)	40.71% 46	26.55% 30	32.74% 37	113	1.92

Q8 Your feedback helps us to improve these additional services. Is there anything you wish to tell us about your experience?

Answered: 47 Skipped: 348

Q9 Are you aware of other specialist child health and development services offered in the Surf Coast Shire area (for example occupational therapy, speech therapy, paediatric psychology)?

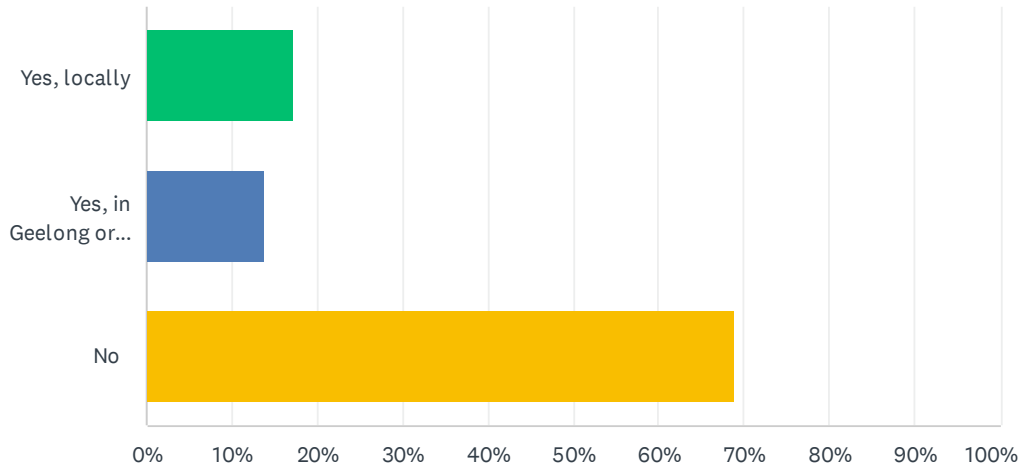
Answered: 109 Skipped: 286



ANSWER CHOICES	RESPONSES
Yes	31.19% 34
No	68.81% 75
TOTAL	109

Q10 Have you accessed any of these specialist child health and development services?

Answered: 29 Skipped: 366



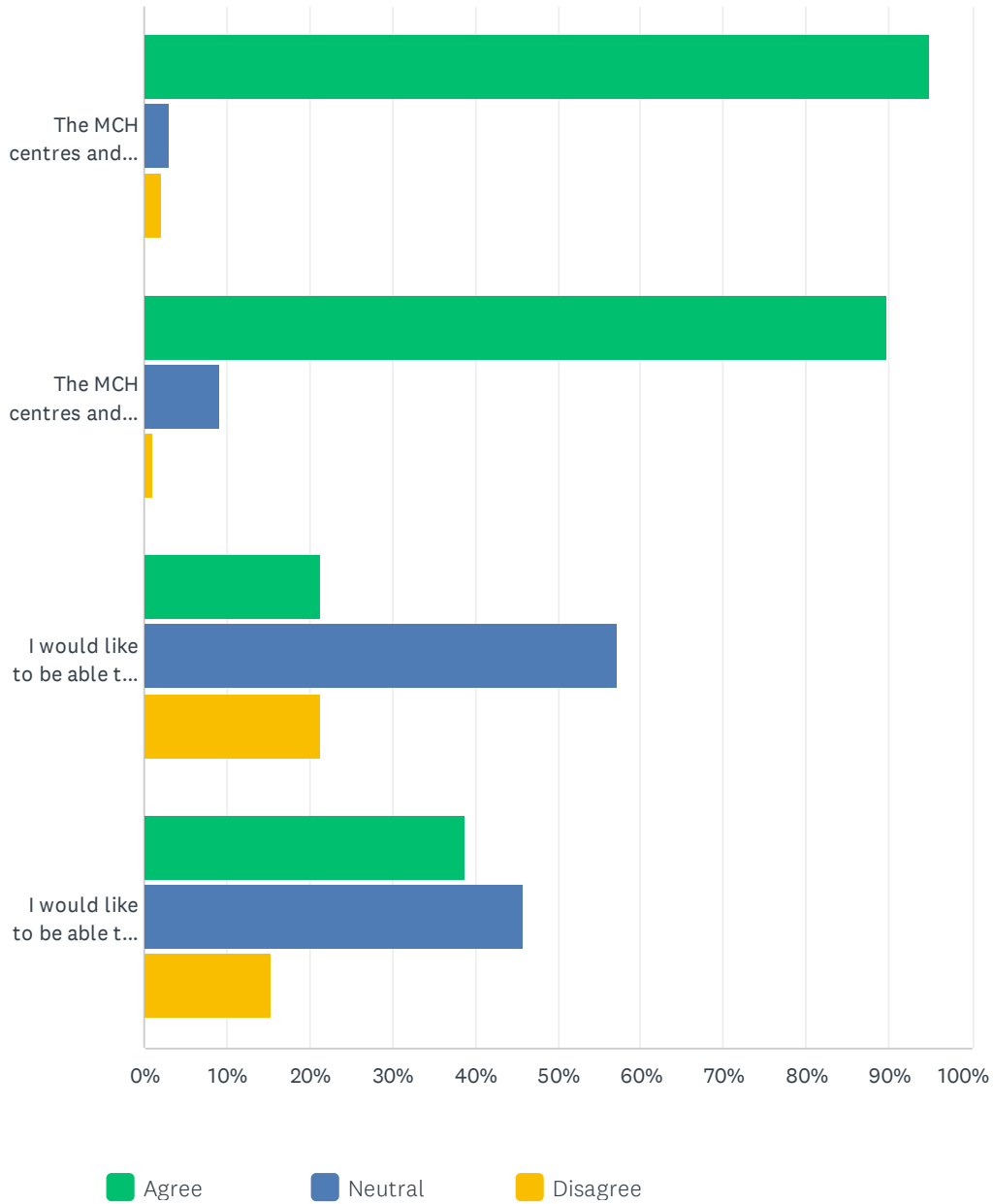
ANSWER CHOICES	RESPONSES	
Yes, locally	17.24%	5
Yes, in Geelong or Melbourne	13.79%	4
No	68.97%	20
TOTAL		29

Q11 Is there anything else you wish to add about accessing specialist child health and development services in the Surf Coast Shire area?

Answered: 12 Skipped: 383

Q12 Please comment on the accessibility of the Maternal and Child Health service to you and your family:

Answered: 98 Skipped: 297

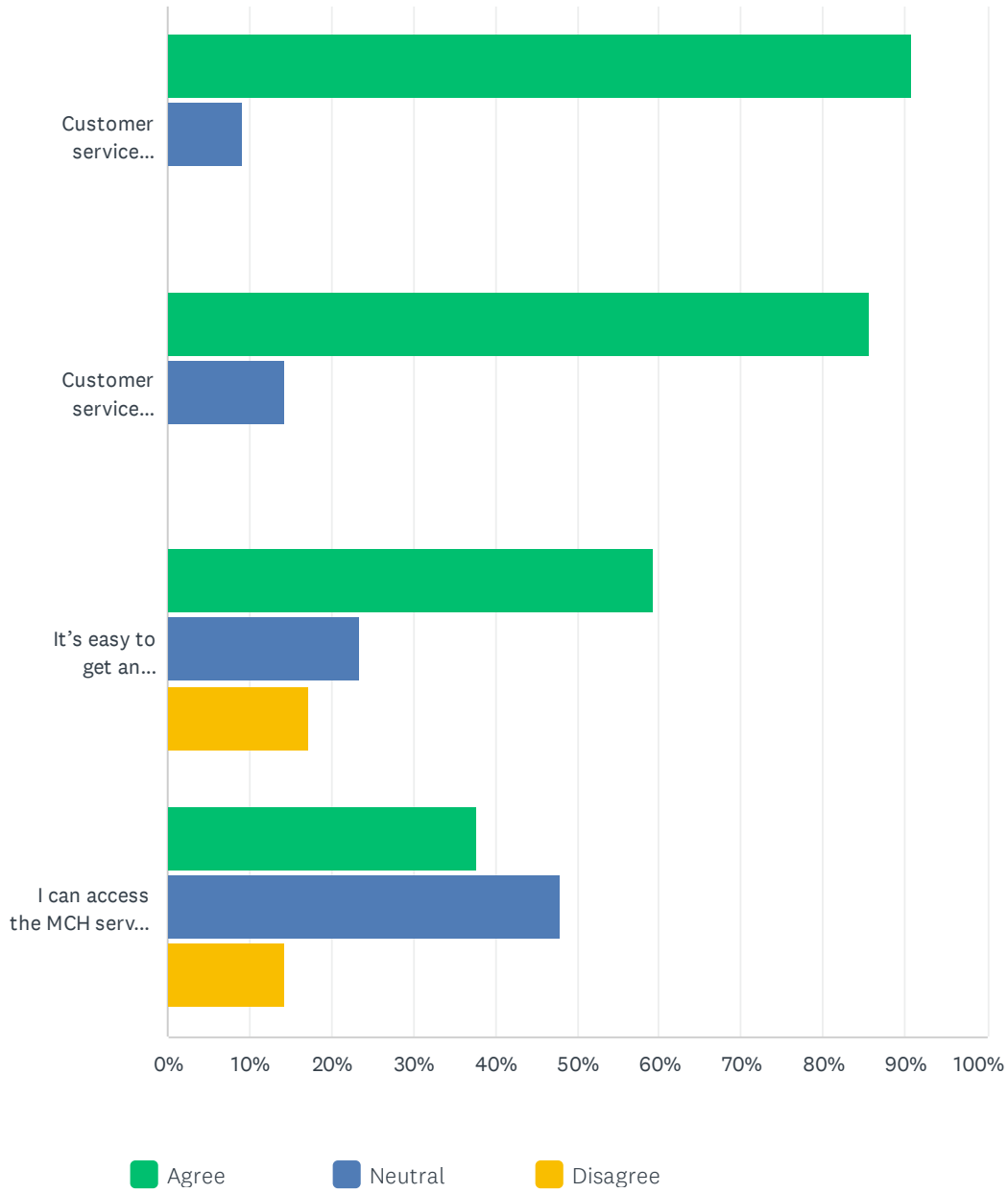


Early Years Survey - 2022

	AGREE	NEUTRAL	DISAGREE	TOTAL	WEIGHTED AVERAGE
The MCH centres and consulting rooms are physically easy to access (eg location, car parking, disability access)	94.90% 93	3.06% 3	2.04% 2	98	1.07
The MCH centres and consulting rooms are welcoming, inclusive and a safe space for me and my family	89.80% 88	9.18% 9	1.02% 1	98	1.11
I would like to be able to see a nurse outside of business hours (eg weekends, evenings)	21.43% 21	57.14% 56	21.43% 21	98	2.00
I would like to be able to engage with the MCH service via telehealth (phone and/or video)	38.78% 38	45.92% 45	15.31% 15	98	1.77

Q13 Please comment on your customer service experience with the bookings process when accessing the Maternal and Child Health service:

Answered: 98 Skipped: 297

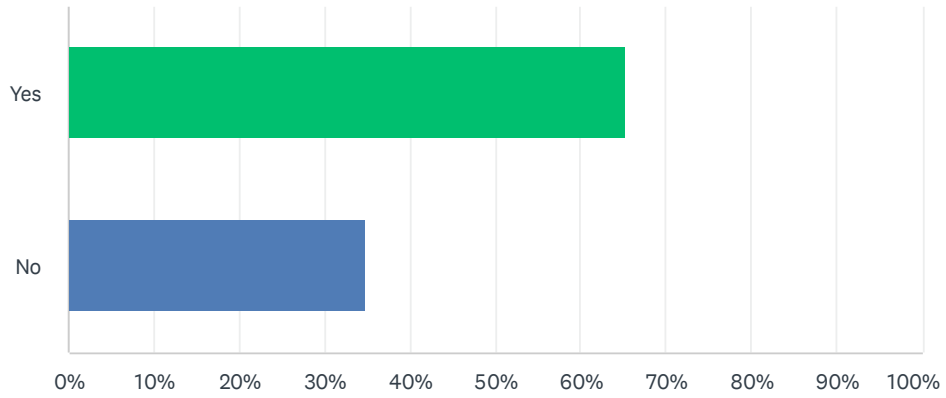


Early Years Survey - 2022

	AGREE	NEUTRAL	DISAGREE	TOTAL	WEIGHTED AVERAGE
Customer service officers are friendly and helpful	90.82% 89	9.18% 9	0.00% 0	98	1.09
Customer service officers are able to answer my questions, or connect me with someone who can	85.71% 84	14.29% 14	0.00% 0	98	1.14
It's easy to get an appointment at a time and day that suits me	59.18% 58	23.47% 23	17.35% 17	98	1.58
I can access the MCH service at short notice when I really need it	37.76% 37	47.96% 47	14.29% 14	98	1.77

Q14 If you had the need, would you know where to access support for relationship issues or family violence?

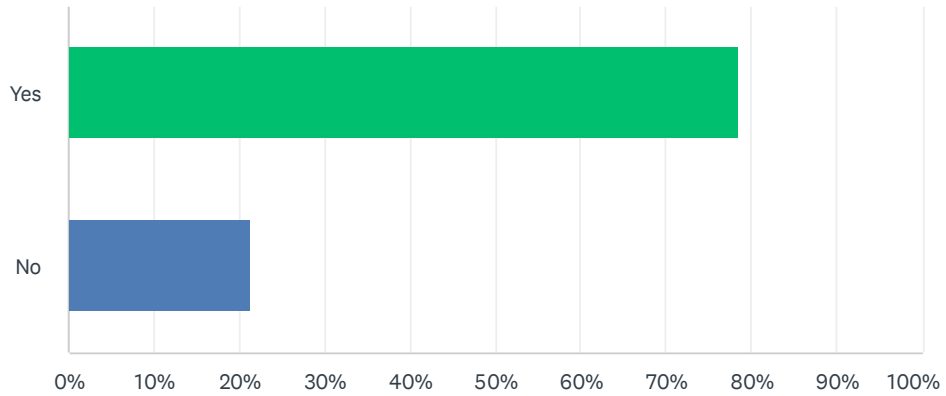
Answered: 98 Skipped: 297



ANSWER CHOICES	RESPONSES	
Yes	65.31%	64
No	34.69%	34
TOTAL		98

Q15 Would you feel comfortable discussing relationship issues or family violence with your maternal and child health nurse?

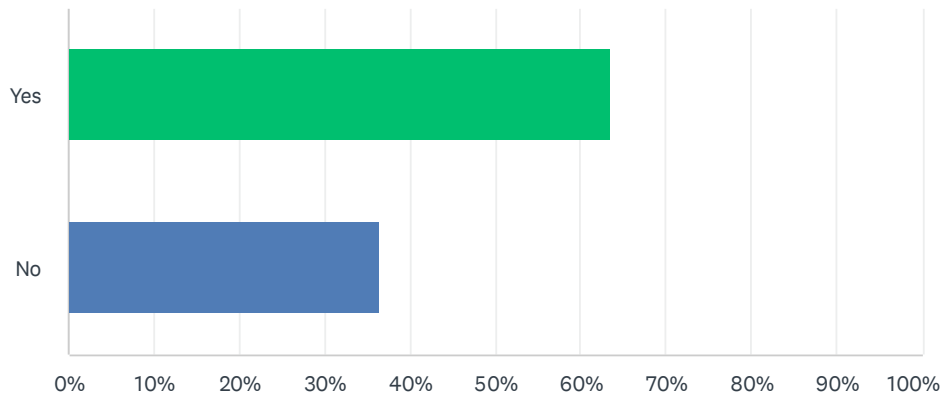
Answered: 98 Skipped: 297



ANSWER CHOICES	RESPONSES	
Yes	78.57%	77
No	21.43%	21
TOTAL		98

Q16 Are you a first time parent?

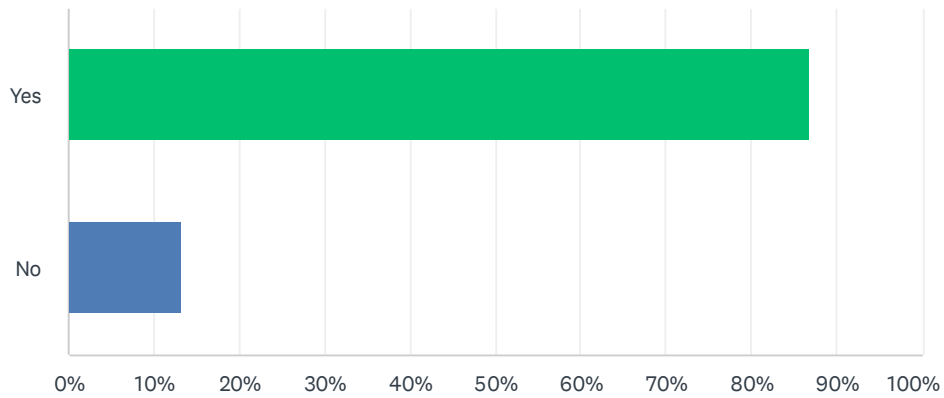
Answered: 96 Skipped: 299



ANSWER CHOICES	RESPONSES	
Yes	63.54%	61
No	36.46%	35
TOTAL		96

Q17 Have you attended a First Time Parents Group?

Answered: 61 Skipped: 334



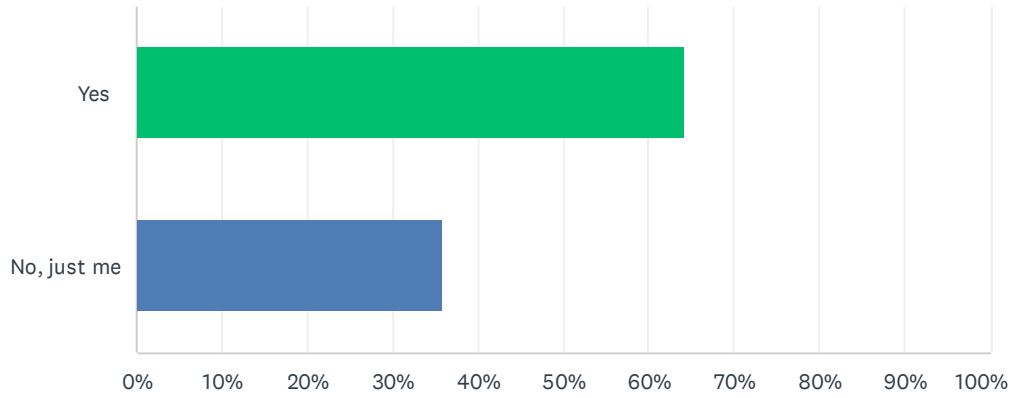
ANSWER CHOICES	RESPONSES	
Yes	86.89%	53
No	13.11%	8
TOTAL		61

Q18 Why not?

Answered: 8 Skipped: 387

Q19 Did both yourself and your partner attend any First Time Parent Group sessions (including Baby Makes 3)?

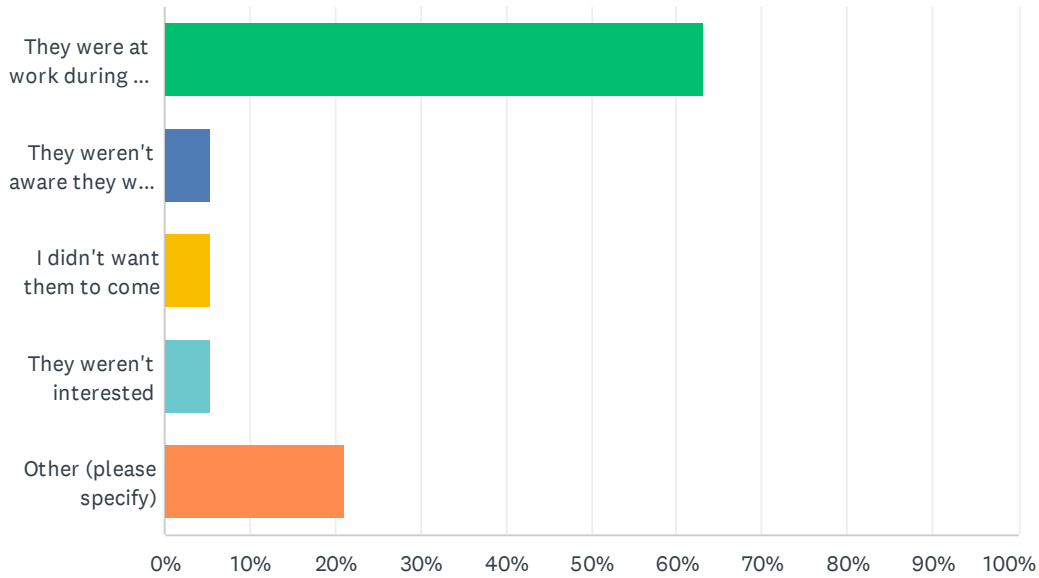
Answered: 53 Skipped: 342



ANSWER CHOICES	RESPONSES	
Yes	64.15%	34
No, just me	35.85%	19
TOTAL		53

Q20 What was the reason your partner was unable to attend?

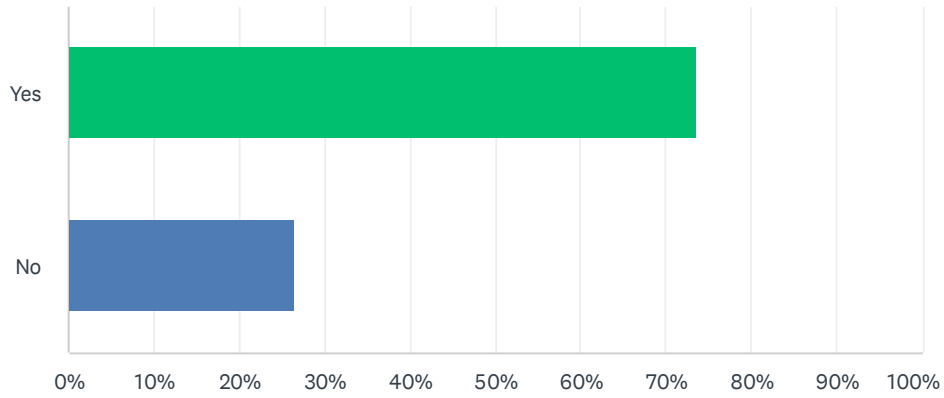
Answered: 19 Skipped: 376



ANSWER CHOICES	RESPONSES	
They were at work during the sessions	63.16%	12
They weren't aware they were invited	5.26%	1
I didn't want them to come	5.26%	1
They weren't interested	5.26%	1
Other (please specify)	21.05%	4
Total Respondents: 19		

Q21 Do you continue to meet socially at other times with parents from this group?

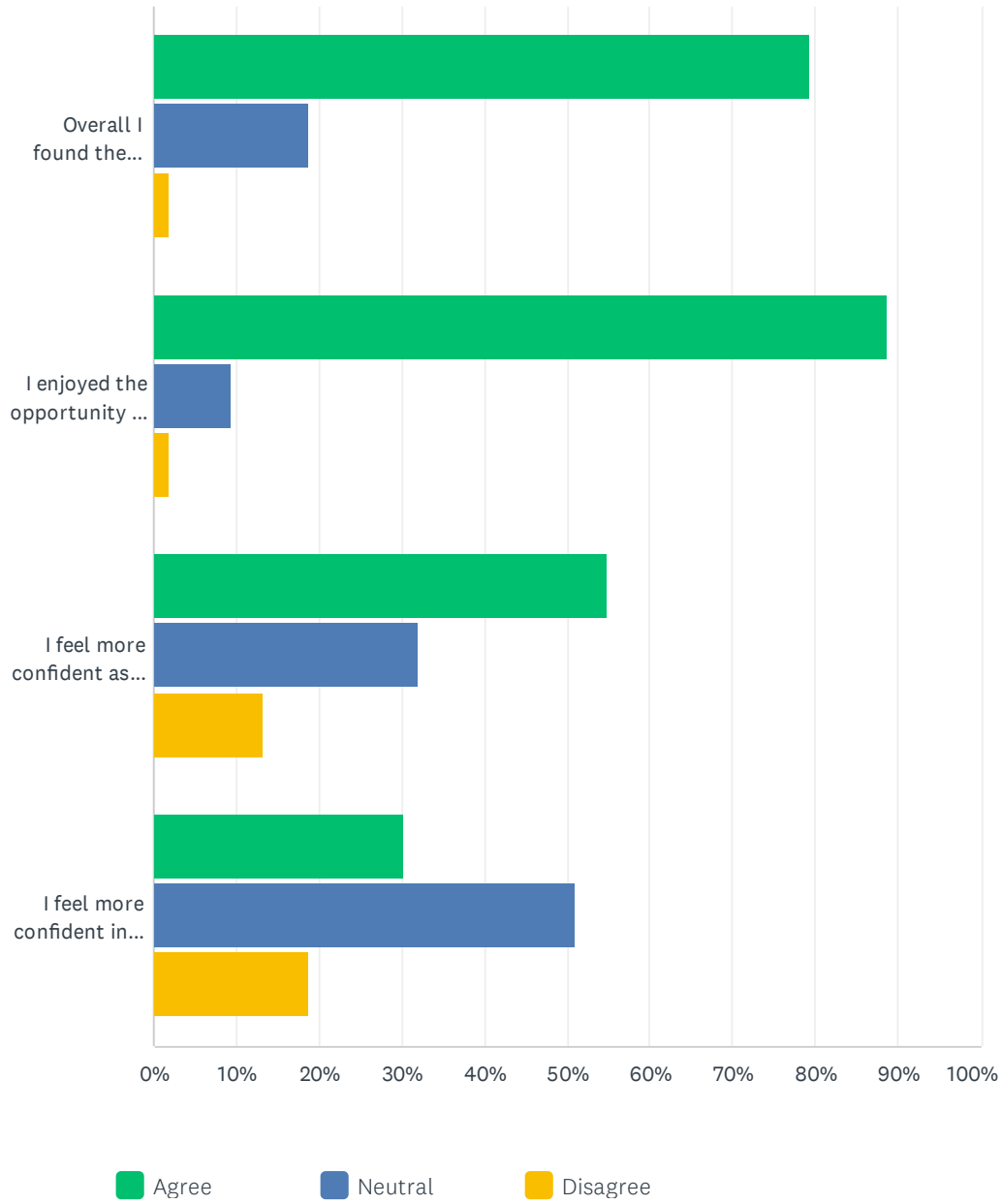
Answered: 53 Skipped: 342



ANSWER CHOICES	RESPONSES	
Yes	73.58%	39
No	26.42%	14
TOTAL		53

Q22 Please rate your experience with the First Time Parent Group/Baby Makes 3 program:

Answered: 53 Skipped: 342



Early Years Survey - 2022

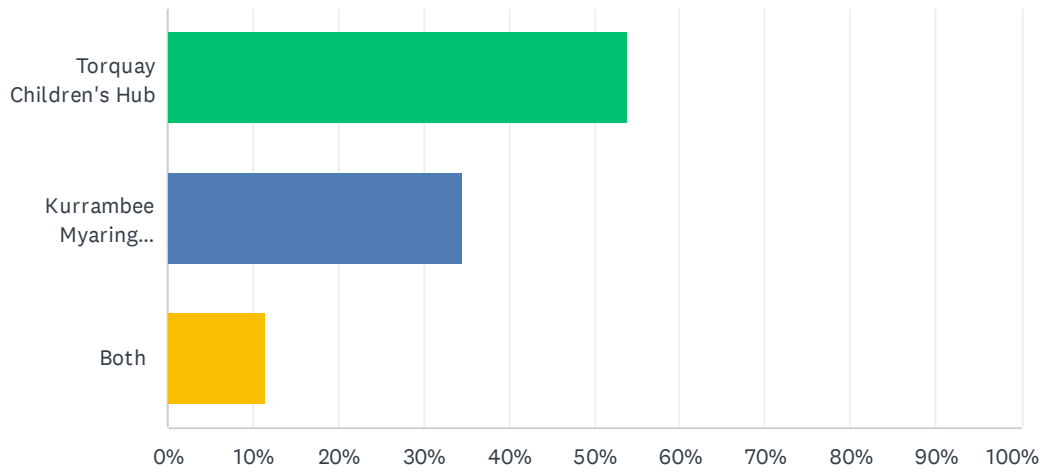
	AGREE	NEUTRAL	DISAGREE	TOTAL	WEIGHTED AVERAGE
Overall I found the sessions interesting and relevant to my situation	79.25% 42	18.87% 10	1.89% 1	53	1.23
I enjoyed the opportunity to meet other new parents	88.68% 47	9.43% 5	1.89% 1	53	1.13
I feel more confident as a parent as a result of attending the sessions	54.72% 29	32.08% 17	13.21% 7	53	1.58
I feel more confident in my relationship with my partner as a result of attending the sessions	30.19% 16	50.94% 27	18.87% 10	53	1.89

Q23 Your feedback helps us to improve the First Time Parent Group program and ensure it meets the needs of the community. Is there anything else you wish to add about the program?

Answered: 24 Skipped: 371

Q24 Which Occasional Care service do you use?

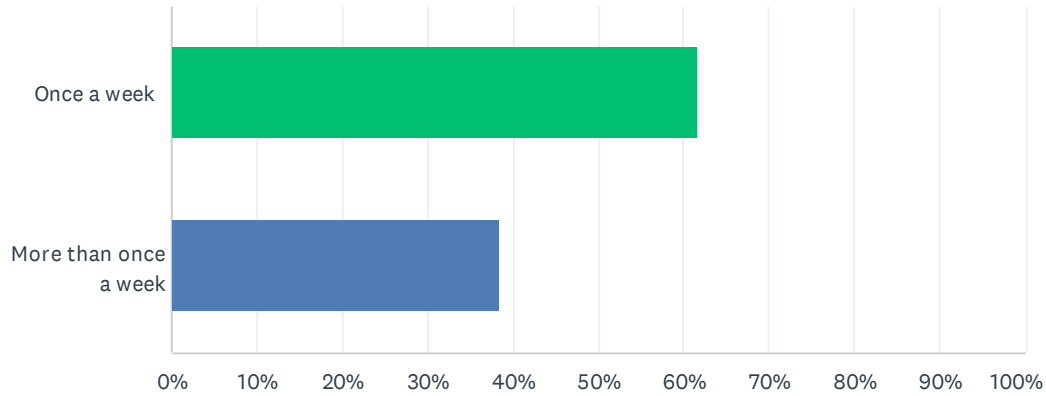
Answered: 26 Skipped: 369



ANSWER CHOICES	RESPONSES	
Torquay Children's Hub	53.85%	14
Kurrambee Myaring Community Centre	34.62%	9
Both	11.54%	3
TOTAL		26

Q25 How often have you utilised Occasional care service over the past twelve months?

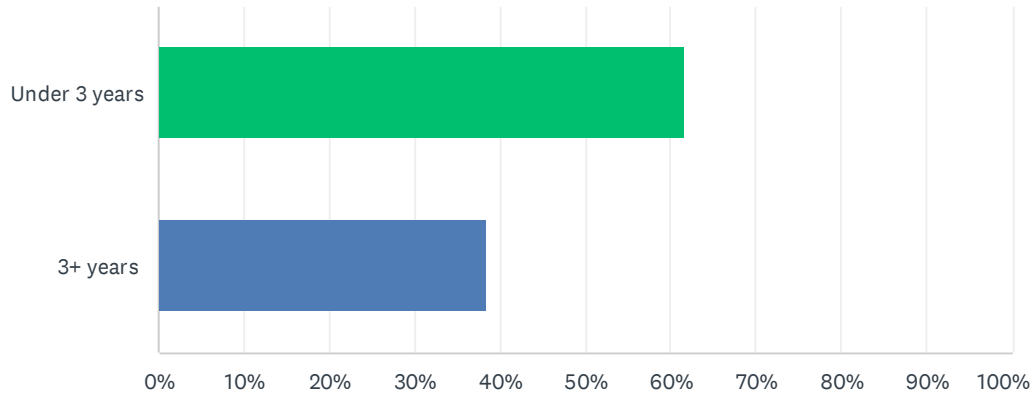
Answered: 26 Skipped: 369



ANSWER CHOICES	RESPONSES	
Once a week	61.54%	16
More than once a week	38.46%	10
TOTAL		26

Q26 What age is your child?

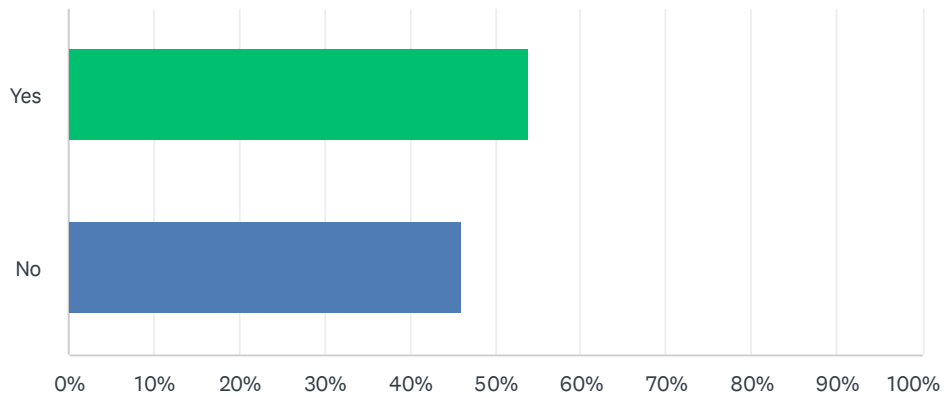
Answered: 26 Skipped: 369



ANSWER CHOICES	RESPONSES	
Under 3 years	61.54%	16
3+ years	38.46%	10
TOTAL		26

Q27 Would you attend more sessions if there were vacancies?

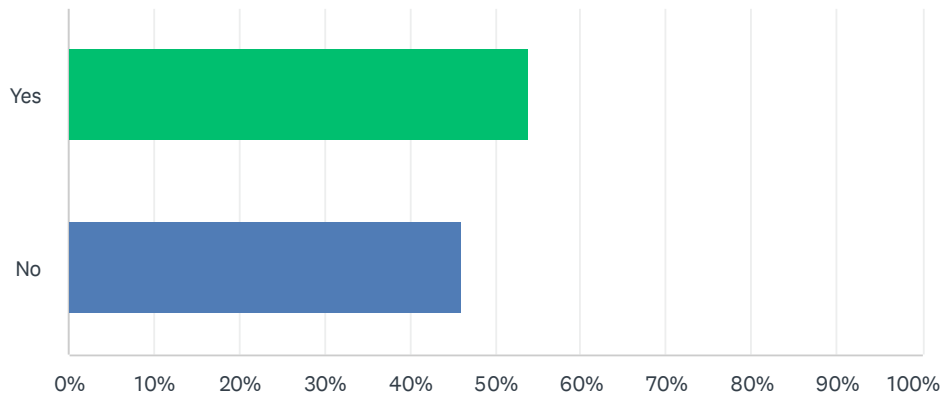
Answered: 26 Skipped: 369



ANSWER CHOICES	RESPONSES	
Yes	53.85%	14
No	46.15%	12
TOTAL		26

Q28 Would you attend an afternoon session if they were offered?

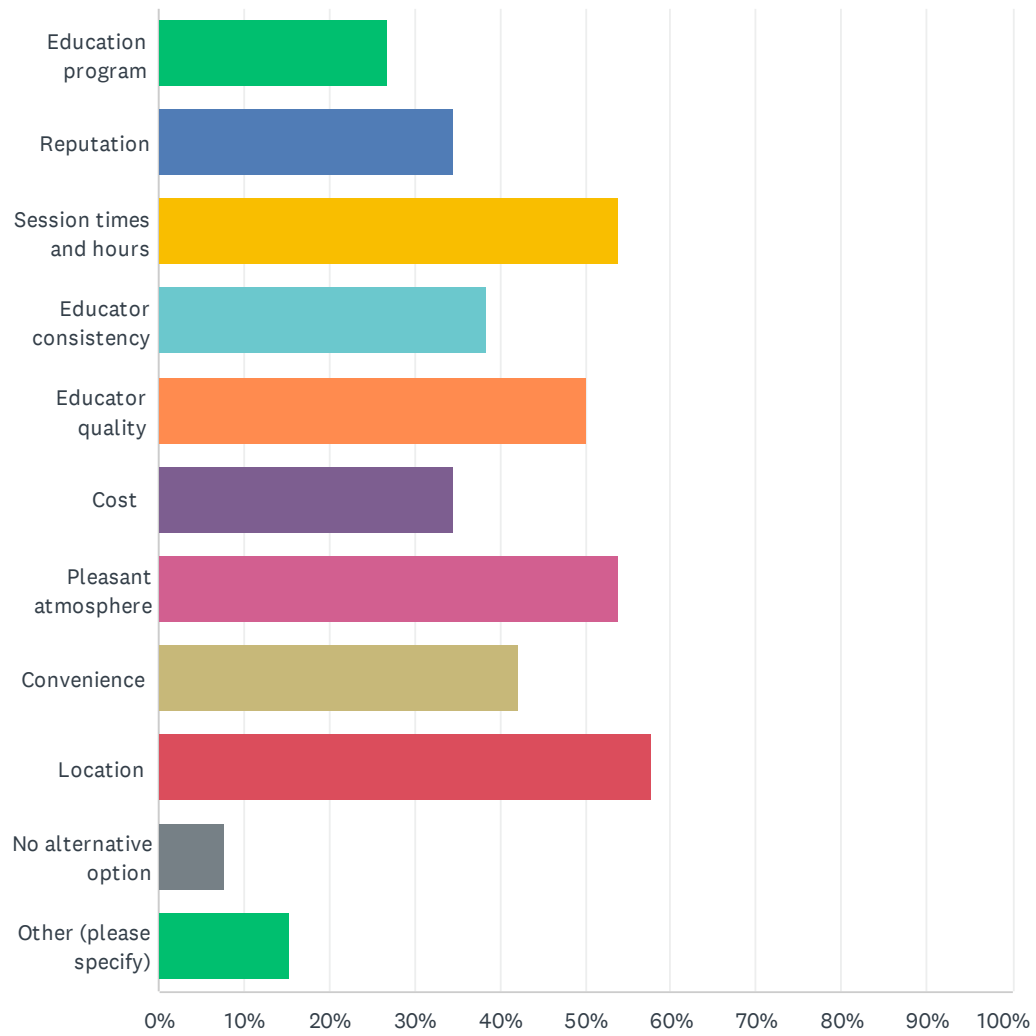
Answered: 26 Skipped: 369



ANSWER CHOICES	RESPONSES	
Yes	53.85%	14
No	46.15%	12
TOTAL		26

Q29 Why did you choose to use Council's Occasional Care Service?

Answered: 26 Skipped: 369

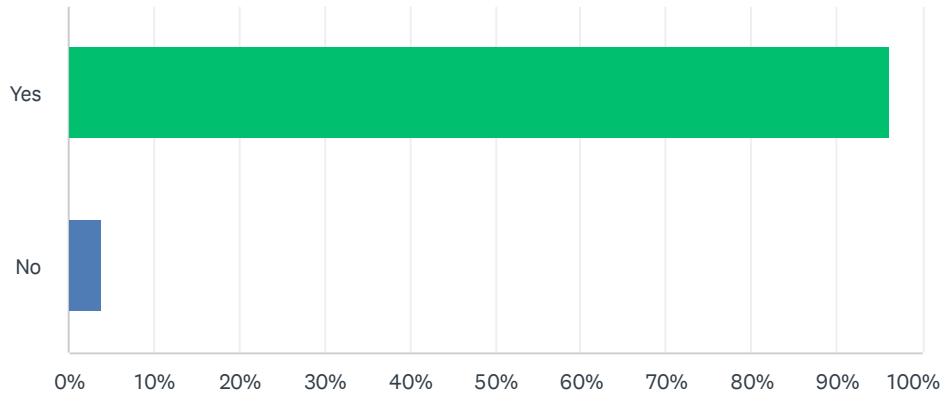


Early Years Survey - 2022

ANSWER CHOICES	RESPONSES	
Education program	26.92%	7
Reputation	34.62%	9
Session times and hours	53.85%	14
Educator consistency	38.46%	10
Educator quality	50.00%	13
Cost	34.62%	9
Pleasant atmosphere	53.85%	14
Convenience	42.31%	11
Location	57.69%	15
No alternative option	7.69%	2
Other (please specify)	15.38%	4
Total Respondents: 26		

Q30 Do you feel the Occasional Care program meets the needs of your child?

Answered: 26 Skipped: 369



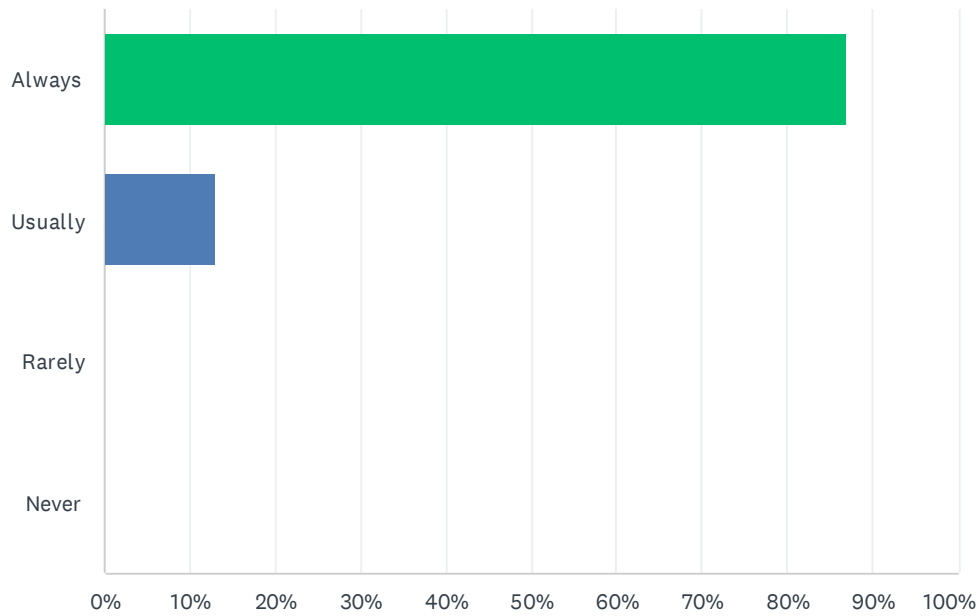
ANSWER CHOICES	RESPONSES	
Yes	96.15%	25
No	3.85%	1
TOTAL		26

Q31 If no, please comment.

Answered: 1 Skipped: 394

Q32 Are the educators helpful with your requests?

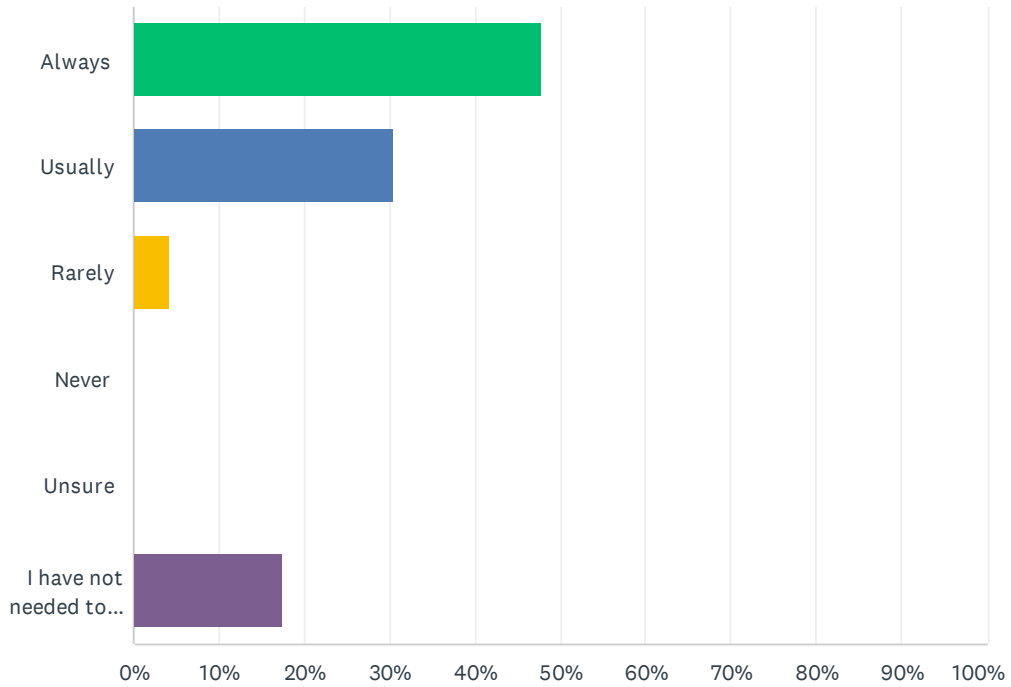
Answered: 23 Skipped: 372



ANSWER CHOICES	RESPONSES	
Always	86.96%	20
Usually	13.04%	3
Rarely	0.00%	0
Never	0.00%	0
TOTAL		23

Q33 Do you have the opportunity to discuss issues privately?

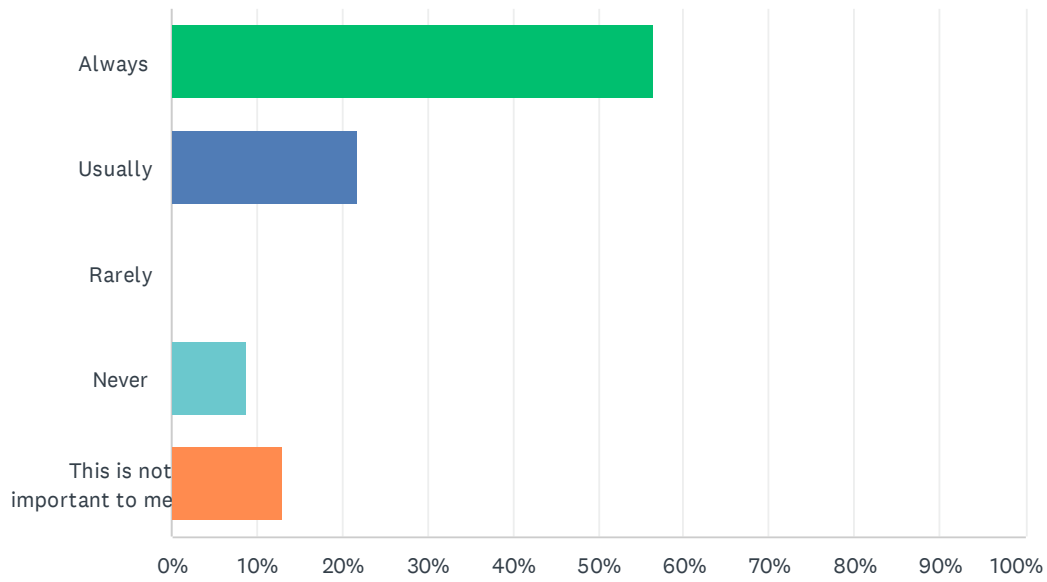
Answered: 23 Skipped: 372



ANSWER CHOICES	RESPONSES	
Always	47.83%	11
Usually	30.43%	7
Rarely	4.35%	1
Never	0.00%	0
Unsure	0.00%	0
I have not needed to discuss issues privately	17.39%	4
TOTAL		23

Q34 Do the educators promote healthy eating?

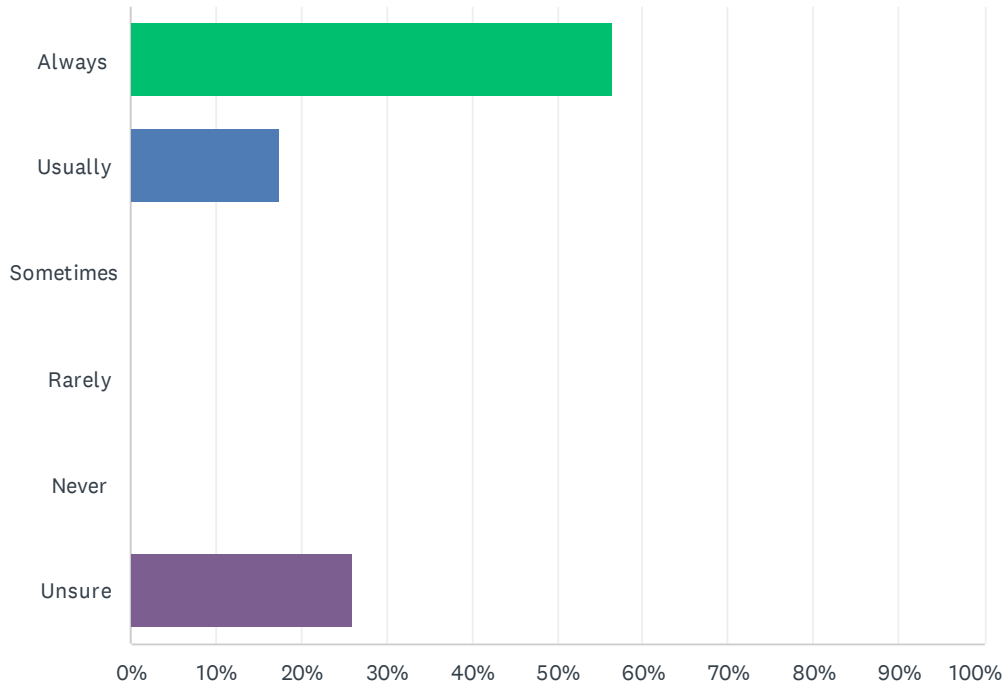
Answered: 23 Skipped: 372



ANSWER CHOICES	RESPONSES	
Always	56.52%	13
Usually	21.74%	5
Rarely	0.00%	0
Never	8.70%	2
This is not important to me	13.04%	3
TOTAL		23

Q35 Does the service promote gender equity, cultural inclusion and disability awareness within the program?

Answered: 23 Skipped: 372



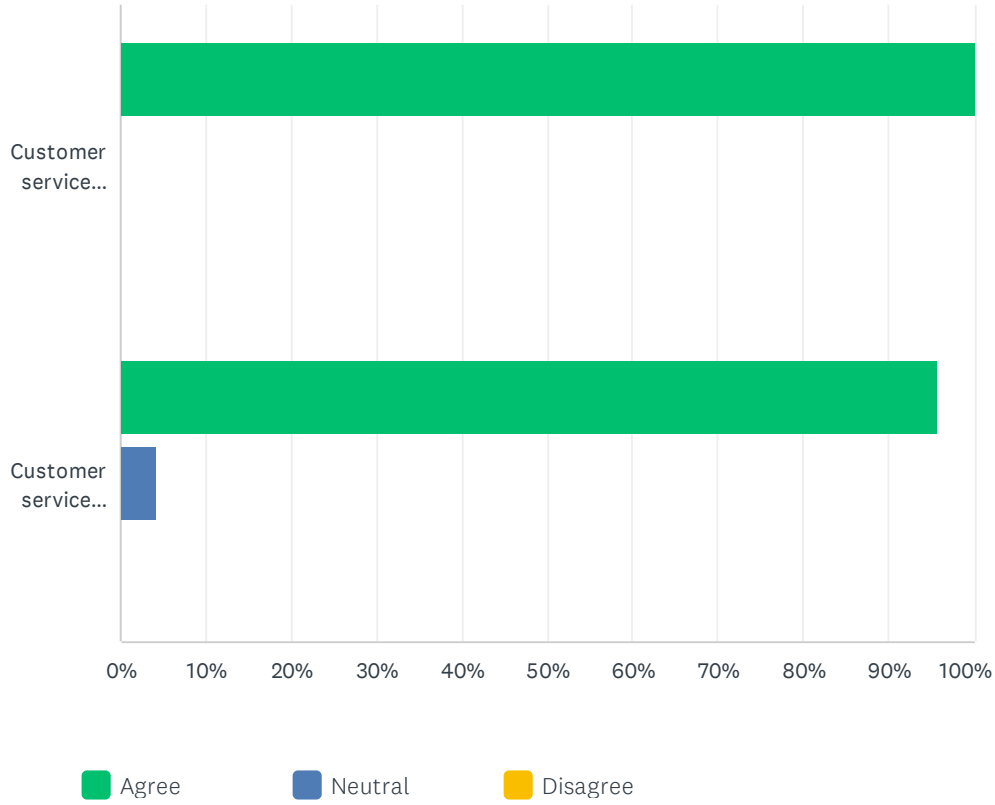
ANSWER CHOICES	RESPONSES	
Always	56.52%	13
Usually	17.39%	4
Sometimes	0.00%	0
Rarely	0.00%	0
Never	0.00%	0
Unsure	26.09%	6
TOTAL		23

Q36 Do you have any comments about the indoor/outdoor space or equipment?

Answered: 23 Skipped: 372

Q37 Please comment on your customer service experience when accessing the Occasional Care program

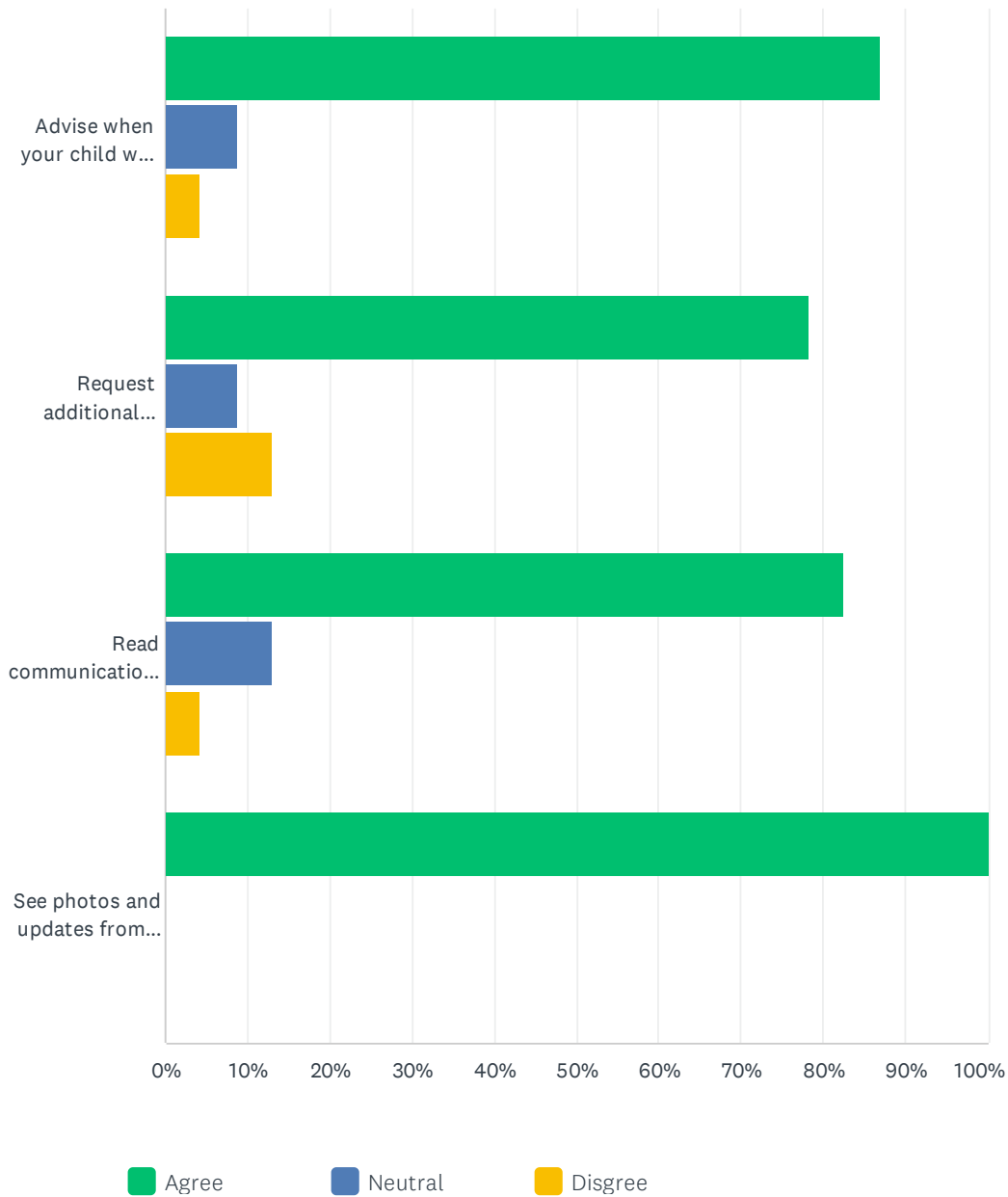
Answered: 23 Skipped: 372



	AGREE	NEUTRAL	DISAGREE	TOTAL	WEIGHTED AVERAGE
Customer service officers are friendly and helpful	100.00% 23	0.00% 0	0.00% 0	23	1.00
Customer service officers are able to answer my questions, or connect me with someone who can	95.65% 22	4.35% 1	0.00% 0	23	1.04

Q38 Are you able to use the Xplor App to...

Answered: 23 Skipped: 372



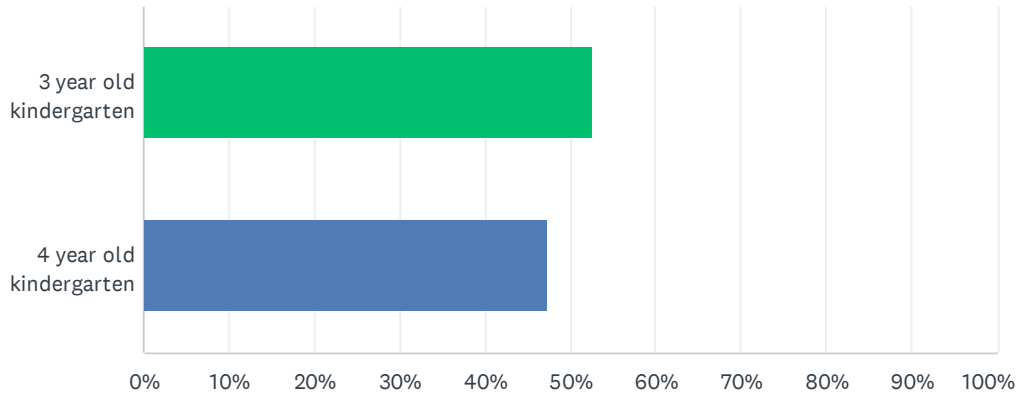
	AGREE	NEUTRAL	DISGREE	TOTAL	WEIGHTED AVERAGE
Advise when your child will be absent?	86.96% 20	8.70% 2	4.35% 1	23	1.17
Request additional casual bookings?	78.26% 18	8.70% 2	13.04% 3	23	1.35
Read communications from administration?	82.61% 19	13.04% 3	4.35% 1	23	1.22
See photos and updates from the teachers?	100.00% 23	0.00% 0	0.00% 0	23	1.00

Q39 Overall, do you have any other comments regarding the Occasional Care service?

Answered: 23 Skipped: 372

Q40 Please select the Kindergarten group your child attends.

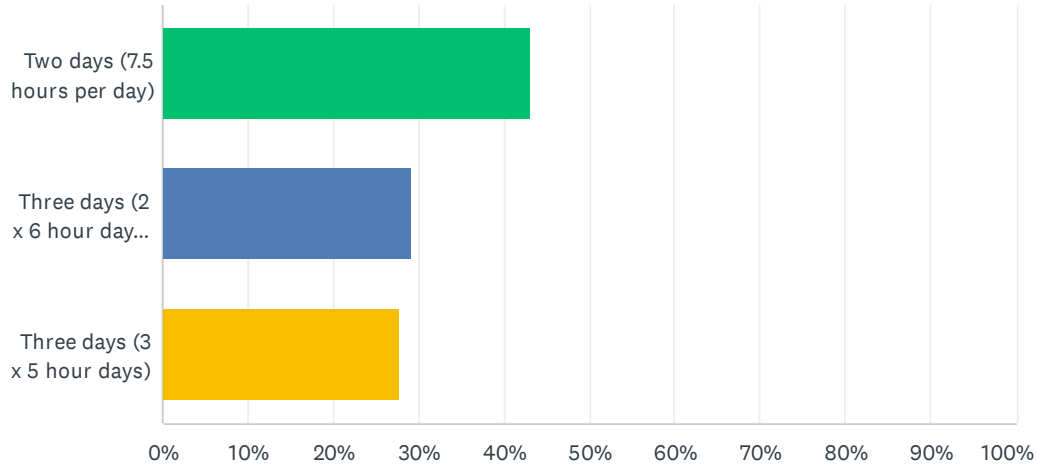
Answered: 154 Skipped: 241



ANSWER CHOICES	RESPONSES	
3 year old kindergarten	52.60%	81
4 year old kindergarten	47.40%	73
TOTAL		154

Q41 For future planning, reflecting on your current session times, which model below would have best accommodated your family?

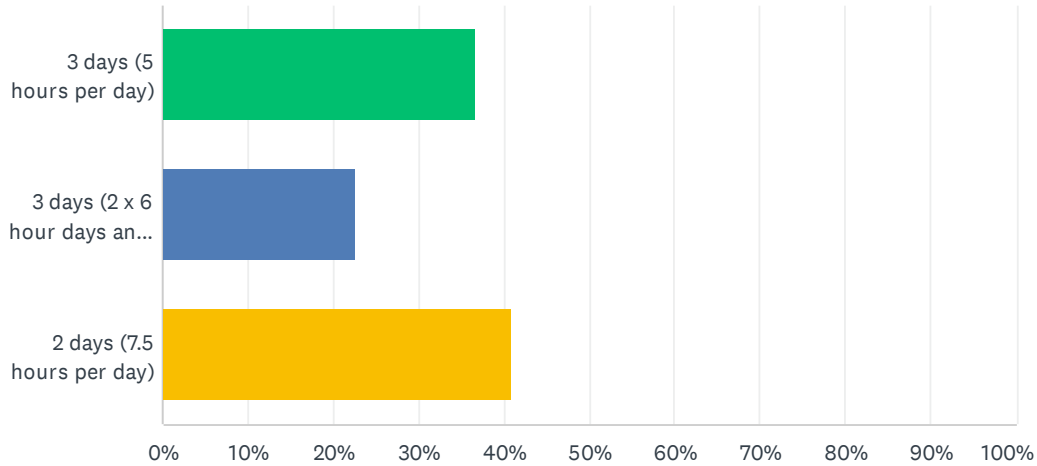
Answered: 72 Skipped: 323



ANSWER CHOICES	RESPONSES	
Two days (7.5 hours per day)	43.06%	31
Three days (2 x 6 hour days, and 1 x 3 hour day)	29.17%	21
Three days (3 x 5 hour days)	27.78%	20
TOTAL		72

Q42 For future planning, what would be your preference for session time models if 15 hours of 3 year old kindergarten was available at your chosen kindergarten?(Please note: this is subject to availability and some rural services may not be able to offer 15 hours immediately)

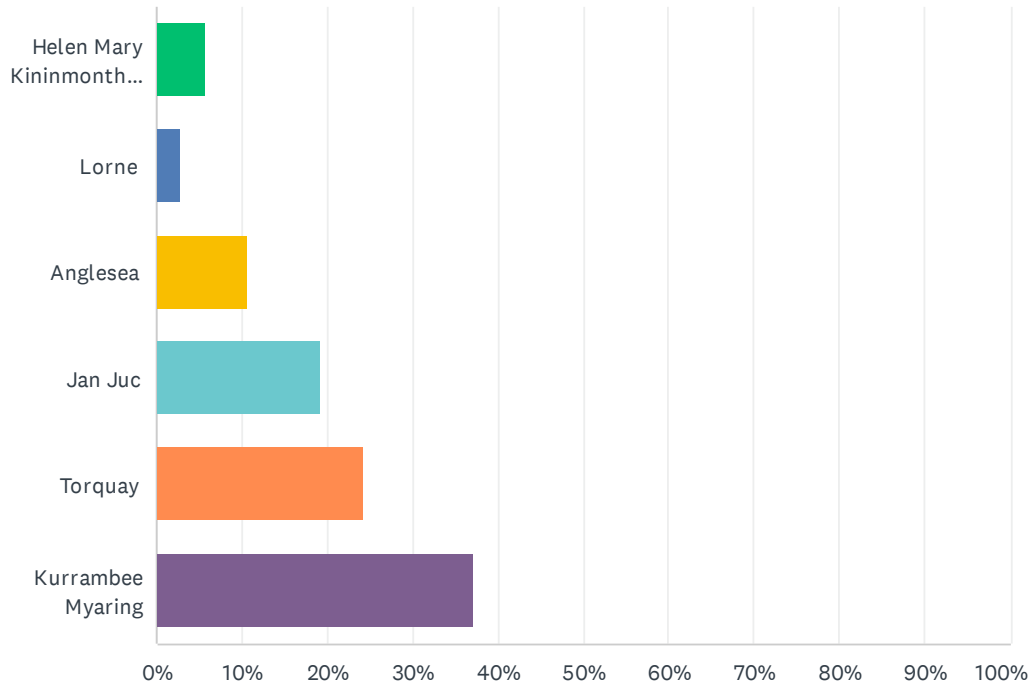
Answered: 71 Skipped: 324



ANSWER CHOICES	RESPONSES	
3 days (5 hours per day)	36.62%	26
3 days (2 x 6 hour days and 1 x 3 hour day)	22.54%	16
2 days (7.5 hours per day)	40.85%	29
TOTAL		71

Q43 Which Kindergarten centre does your child attend?

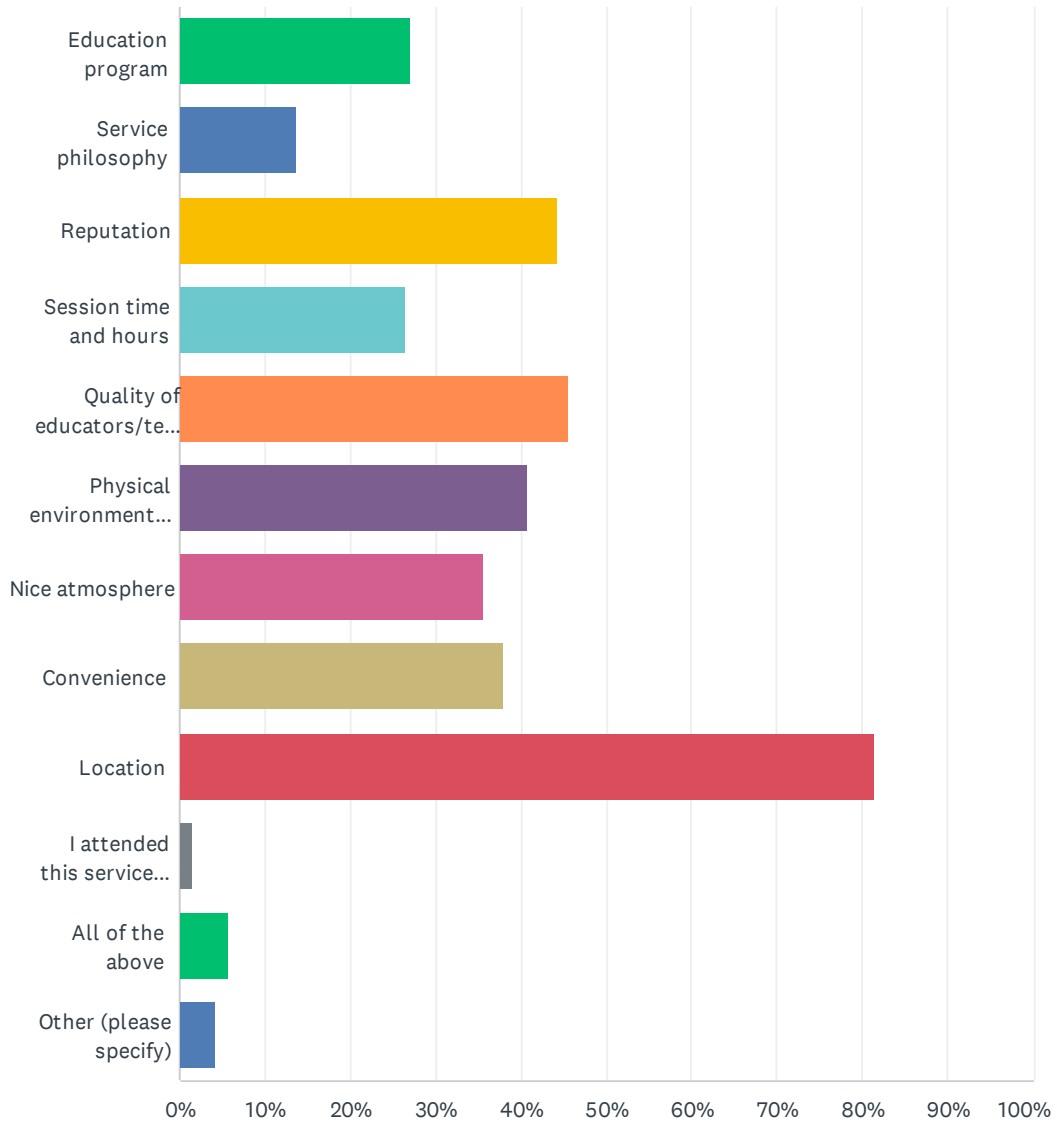
Answered: 140 Skipped: 255



ANSWER CHOICES	RESPONSES	
Helen Mary Kininmonth (HMK)	5.71%	8
Lorne	2.86%	4
Anglesea	10.71%	15
Jan Juc	19.29%	27
Torquay	24.29%	34
Kurrambee Myaring	37.14%	52
TOTAL		140

Q44 Why did you choose this service?

Answered: 140 Skipped: 255

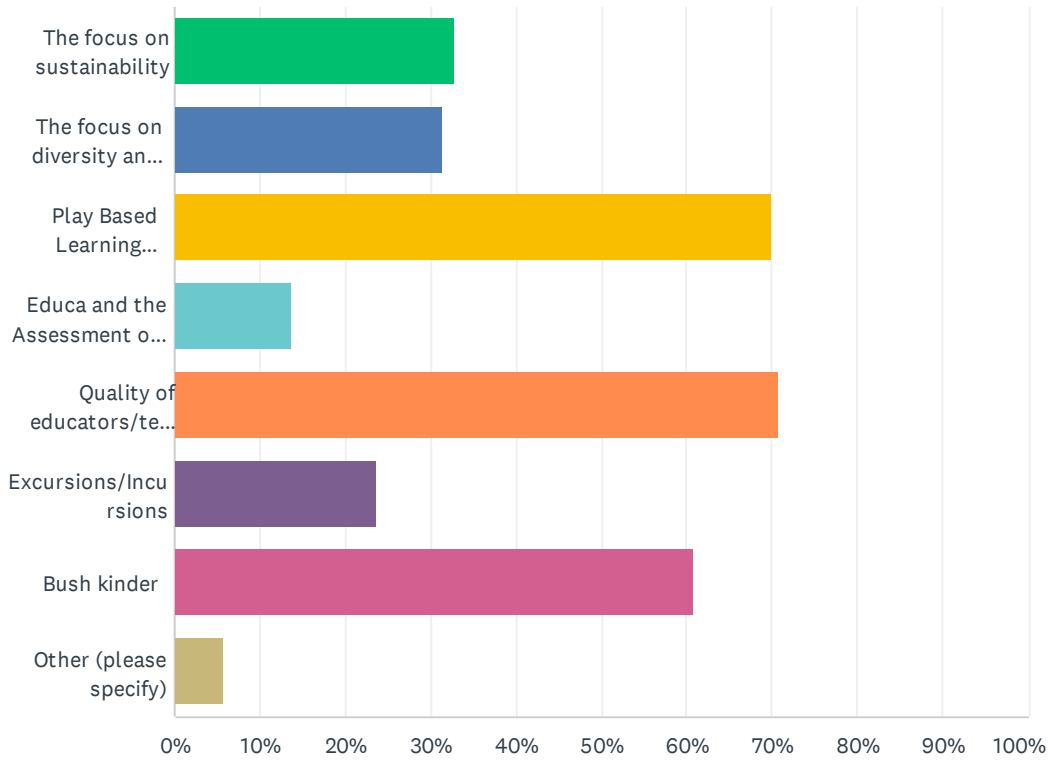


Early Years Survey - 2022

ANSWER CHOICES	RESPONSES	
Education program	27.14%	38
Service philosophy	13.57%	19
Reputation	44.29%	62
Session time and hours	26.43%	37
Quality of educators/teachers	45.71%	64
Physical environment (indoor/outdoor play spaces)	40.71%	57
Nice atmosphere	35.71%	50
Convenience	37.86%	53
Location	81.43%	114
I attended this service as a child	1.43%	2
All of the above	5.71%	8
Other (please specify)	4.29%	6
Total Respondents: 140		

Q45 What do you like most about the educational program?

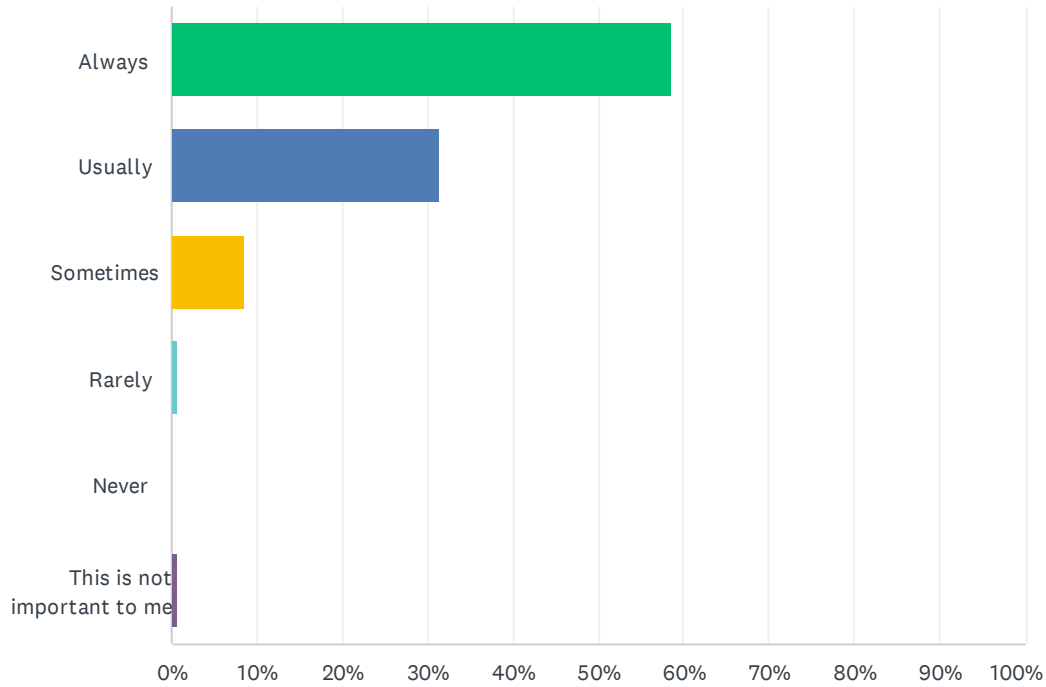
Answered: 140 Skipped: 255



ANSWER CHOICES	RESPONSES	
The focus on sustainability	32.86%	46
The focus on diversity and inclusion	31.43%	44
Play Based Learning Program	70.00%	98
Educa and the Assessment of learning	13.57%	19
Quality of educators/teachers	70.71%	99
Excursions/Incursions	23.57%	33
Bush kinder	60.71%	85
Other (please specify)	5.71%	8
Total Respondents: 140		

Q46 Do you feel the classroom based educational program meets the needs of your child?

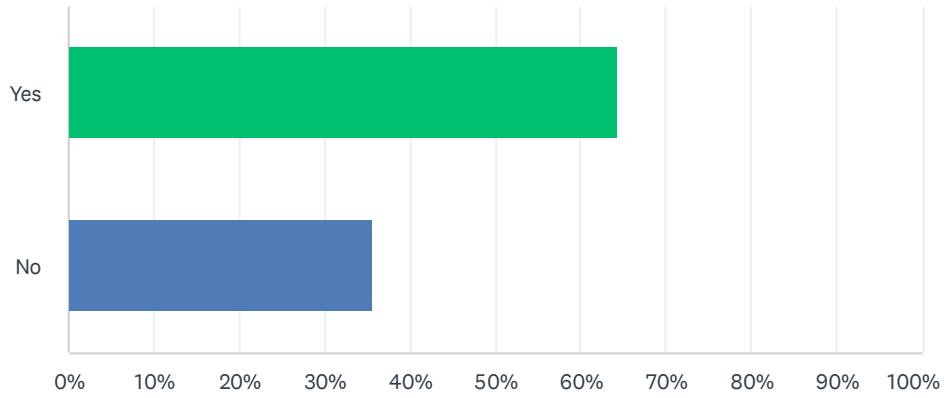
Answered: 140 Skipped: 255



ANSWER CHOICES	RESPONSES	
Always	58.57%	82
Usually	31.43%	44
Sometimes	8.57%	12
Rarely	0.71%	1
Never	0.00%	0
This is not important to me	0.71%	1
TOTAL		140

Q47 Have you discussed your child's learning and development with an educator?

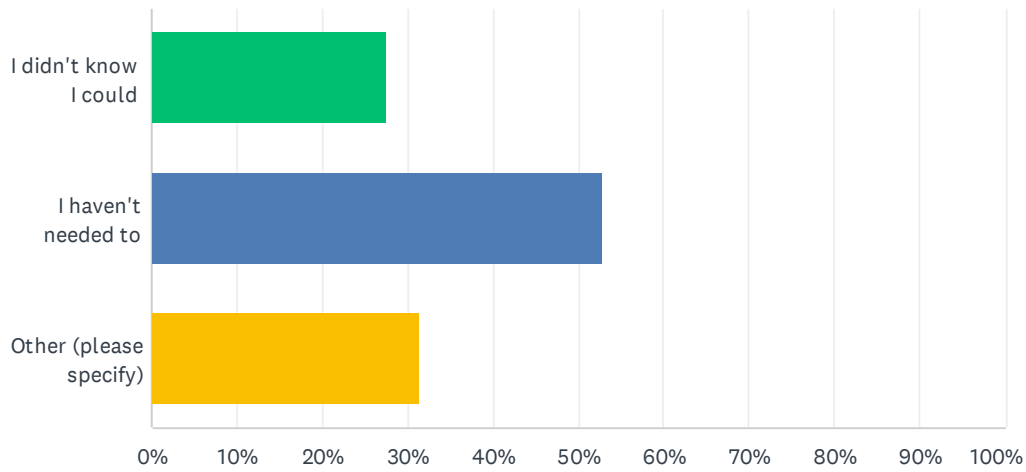
Answered: 140 Skipped: 255



ANSWER CHOICES	RESPONSES	
Yes	64.29%	90
No	35.71%	50
TOTAL		140

Q48 If no, please comment

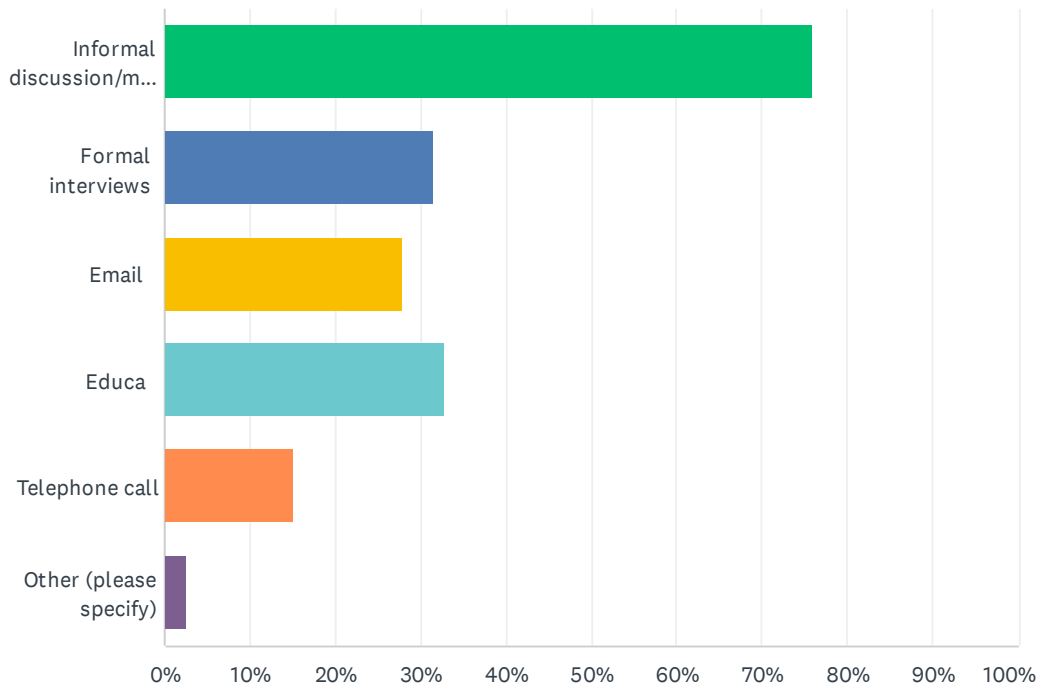
Answered: 51 Skipped: 344



ANSWER CHOICES	RESPONSES
I didn't know I could	27.45% 14
I haven't needed to	52.94% 27
Other (please specify)	31.37% 16
Total Respondents: 51	

Q49 How has this occurred?

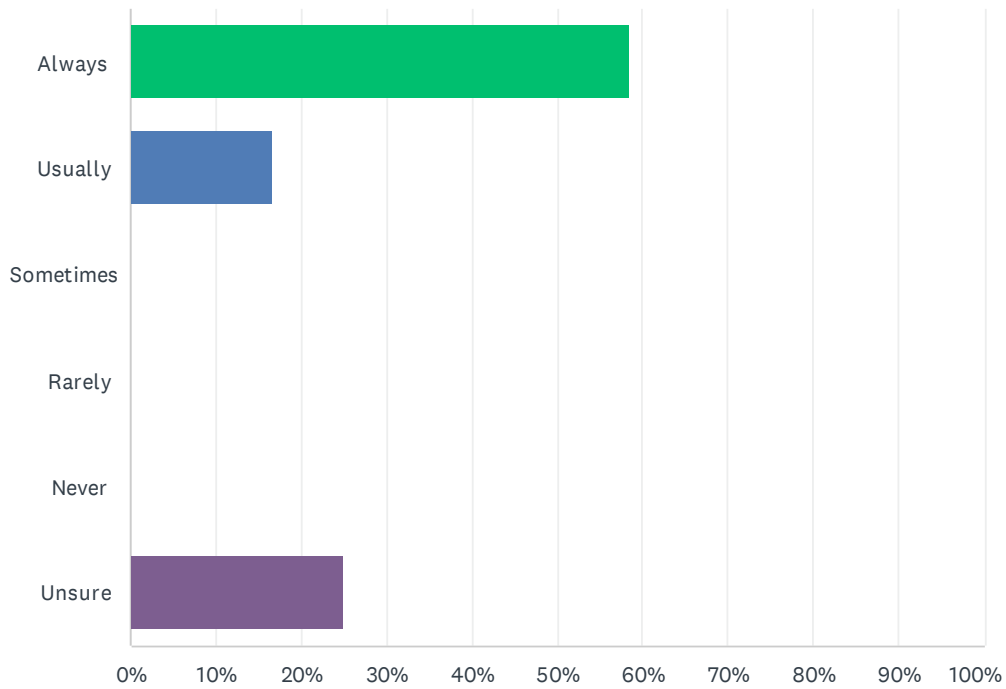
Answered: 79 Skipped: 316



ANSWER CHOICES	RESPONSES	
Informal discussion/meeting	75.95%	60
Formal interviews	31.65%	25
Email	27.85%	22
Educa	32.91%	26
Telephone call	15.19%	12
Other (please specify)	2.53%	2
Total Respondents: 79		

Q50 Do educators promote healthy eating?

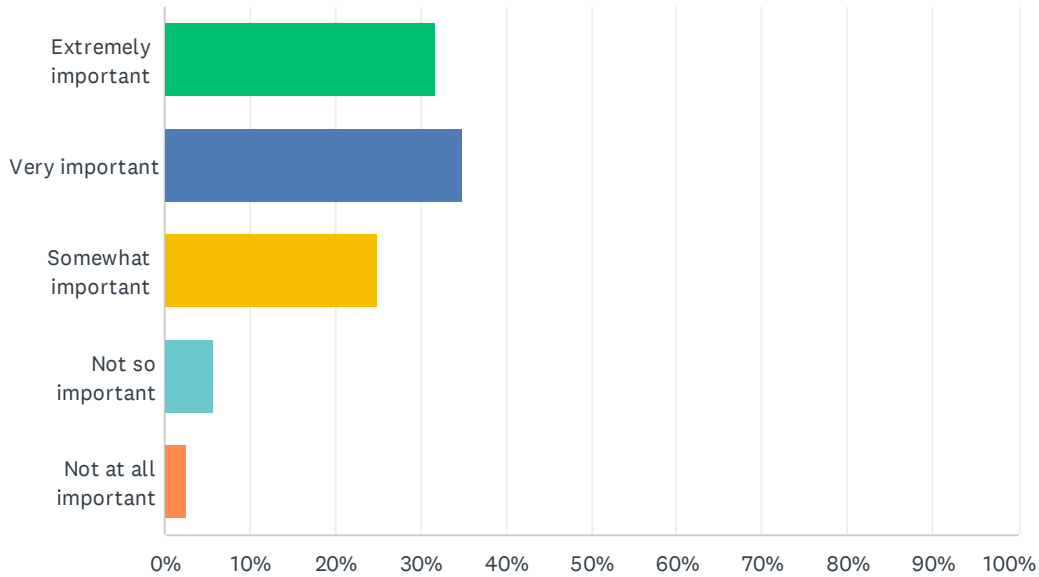
Answered: 120 Skipped: 275



ANSWER CHOICES	RESPONSES	
Always	58.33%	70
Usually	16.67%	20
Sometimes	0.00%	0
Rarely	0.00%	0
Never	0.00%	0
Unsure	25.00%	30
TOTAL		120

Q51 How important is it to you that educators incorporate healthy eating into the program?

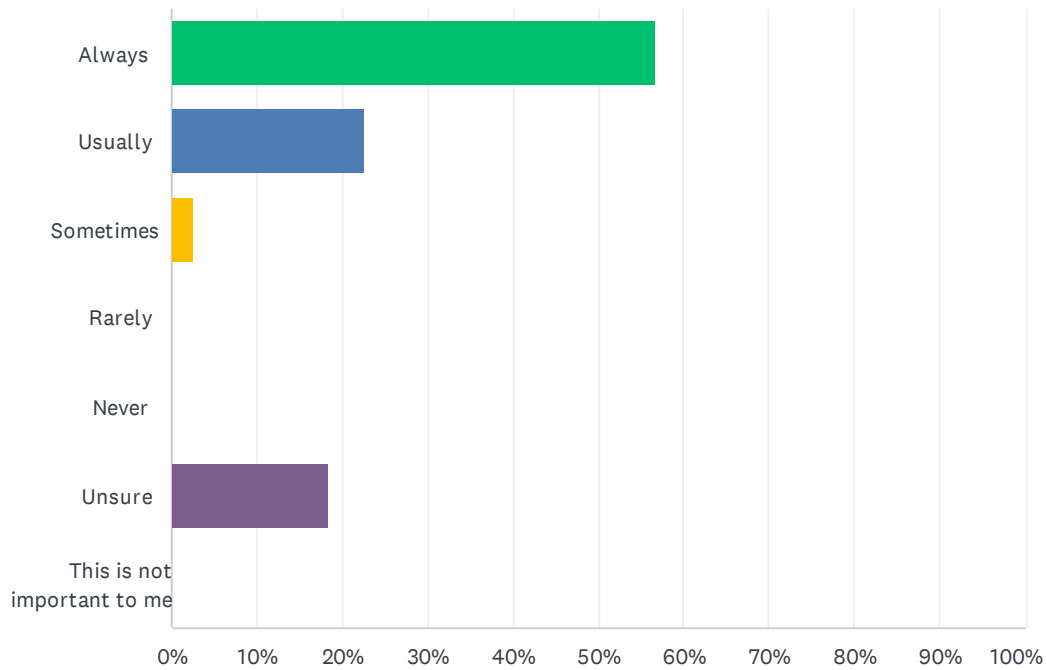
Answered: 120 Skipped: 275



ANSWER CHOICES	RESPONSES	
Extremely important	31.67%	38
Very important	35.00%	42
Somewhat important	25.00%	30
Not so important	5.83%	7
Not at all important	2.50%	3
TOTAL		120

Q52 Do educators encourage physical activity?

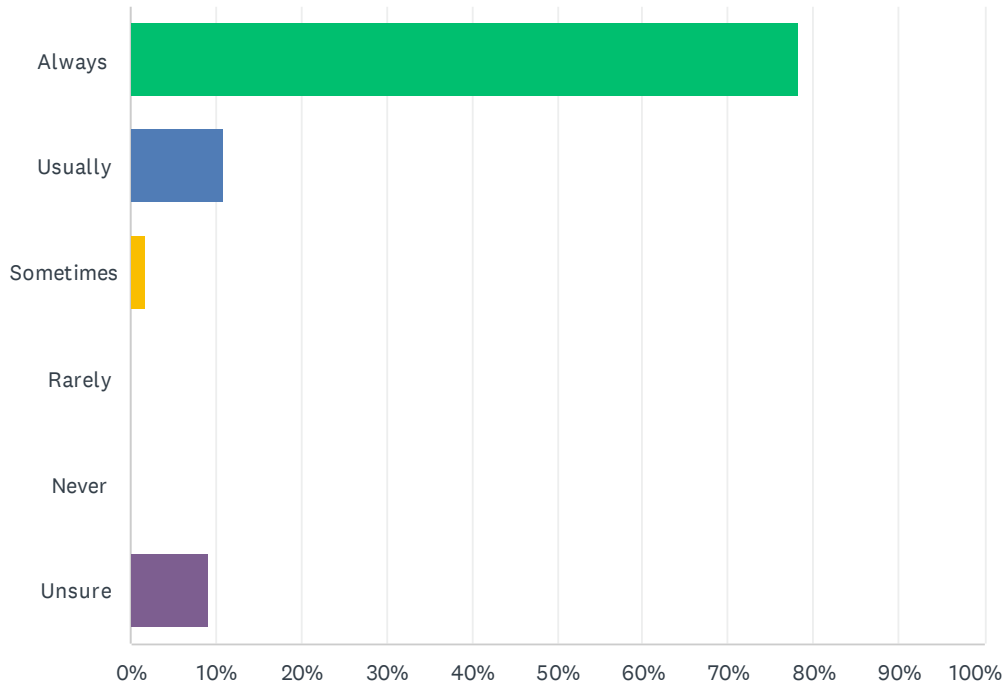
Answered: 120 Skipped: 275



ANSWER CHOICES	RESPONSES	
Always	56.67%	68
Usually	22.50%	27
Sometimes	2.50%	3
Rarely	0.00%	0
Never	0.00%	0
Unsure	18.33%	22
This is not important to me	0.00%	0
TOTAL		120

Q53 Do educators provide an environment that is safe and inclusive for all children?

Answered: 120 Skipped: 275



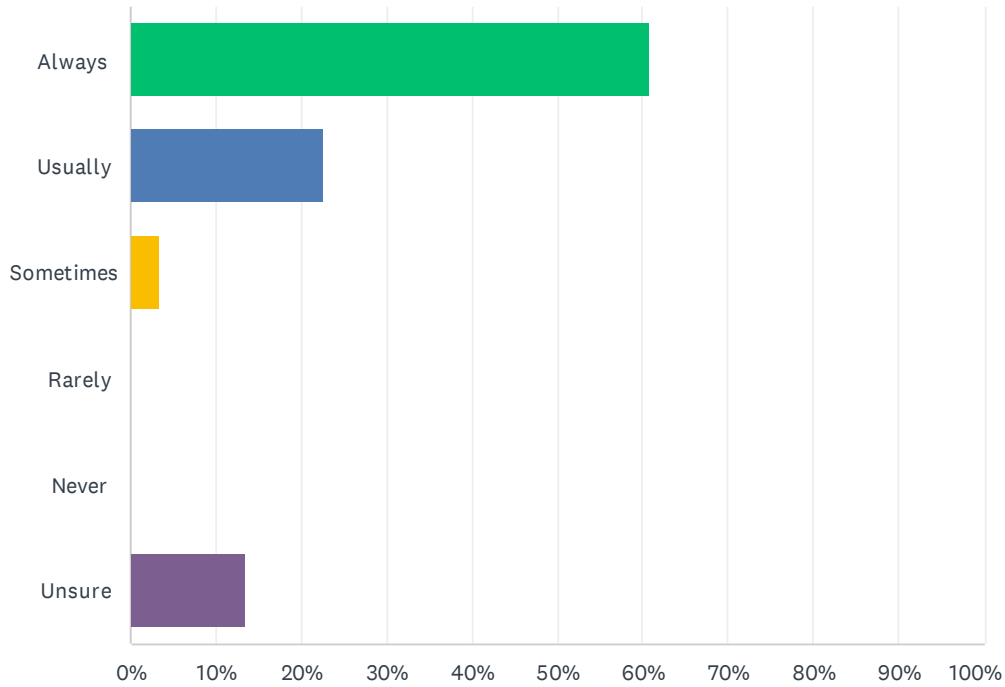
ANSWER CHOICES	RESPONSES	
Always	78.33%	94
Usually	10.83%	13
Sometimes	1.67%	2
Rarely	0.00%	0
Never	0.00%	0
Unsure	9.17%	11
TOTAL		120

Q54 Do you have any comments regarding your child's health and safety?

Answered: 120 Skipped: 275

Q55 Does the service acknowledge and embed Aboriginal and Torres Strait Islander perspectives into the educational program?

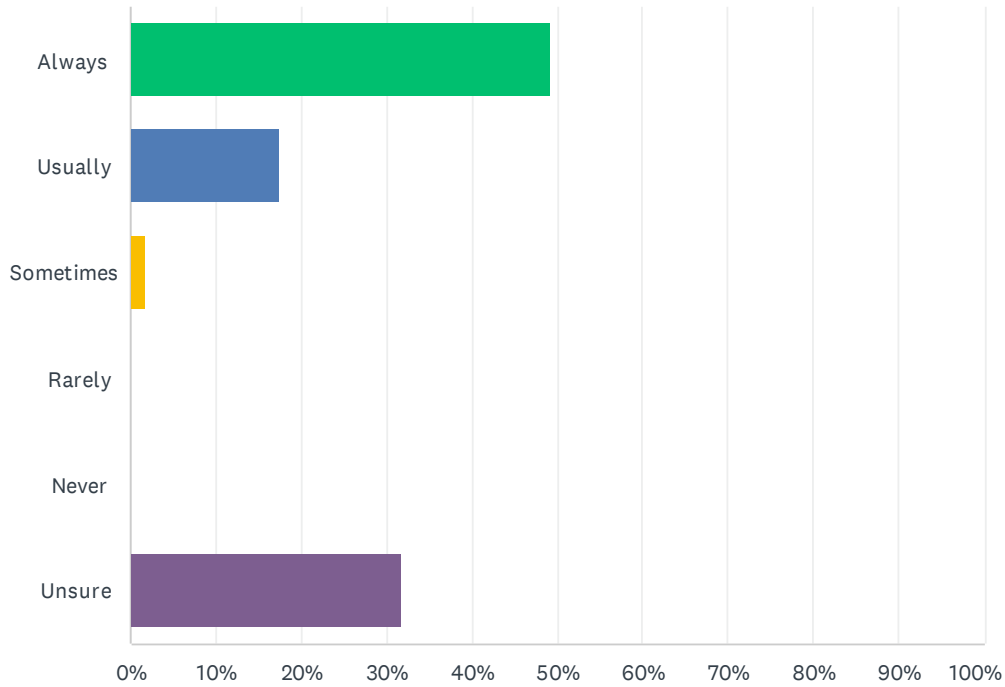
Answered: 120 Skipped: 275



ANSWER CHOICES	RESPONSES	
Always	60.83%	73
Usually	22.50%	27
Sometimes	3.33%	4
Rarely	0.00%	0
Never	0.00%	0
Unsure	13.33%	16
TOTAL		120

Q56 Does the service promote gender equity, cultural inclusion and disability awareness within the program?

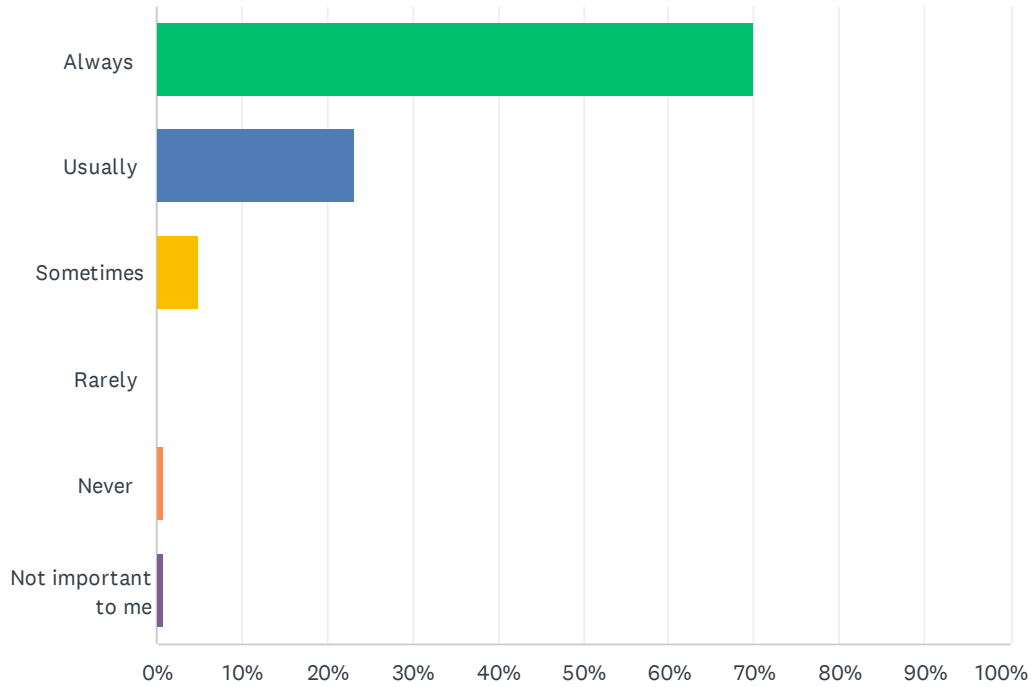
Answered: 120 Skipped: 275



ANSWER CHOICES	RESPONSES	
Always	49.17%	59
Usually	17.50%	21
Sometimes	1.67%	2
Rarely	0.00%	0
Never	0.00%	0
Unsure	31.67%	38
TOTAL		120

Q57 Does the service promote sustainability by utilising recycled products and teaching the importance of repurposing and not being wasteful?

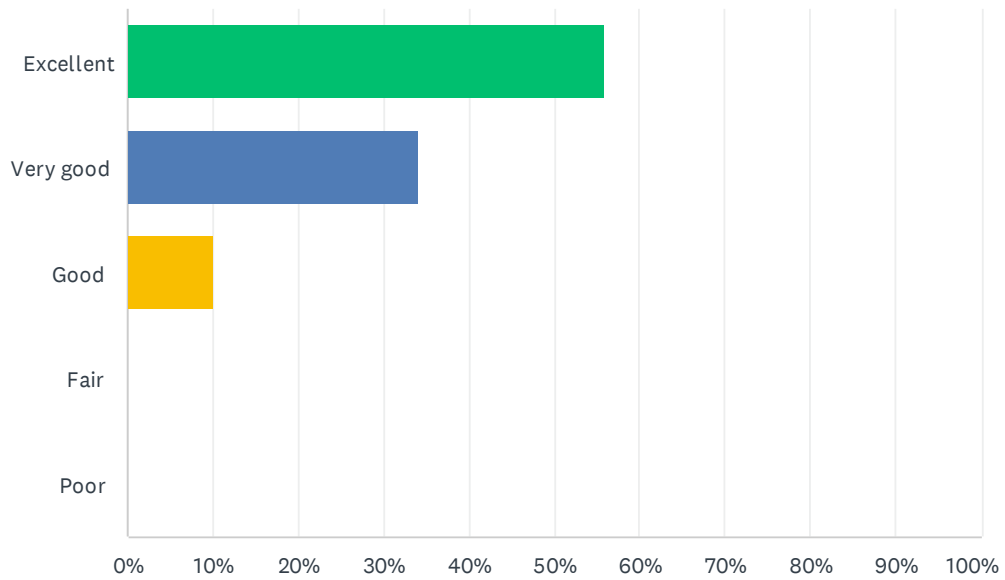
Answered: 120 Skipped: 275



ANSWER CHOICES	RESPONSES	
Always	70.00%	84
Usually	23.33%	28
Sometimes	5.00%	6
Rarely	0.00%	0
Never	0.83%	1
Not important to me	0.83%	1
TOTAL		120

Q58 Please rate the quality of the indoor environment.

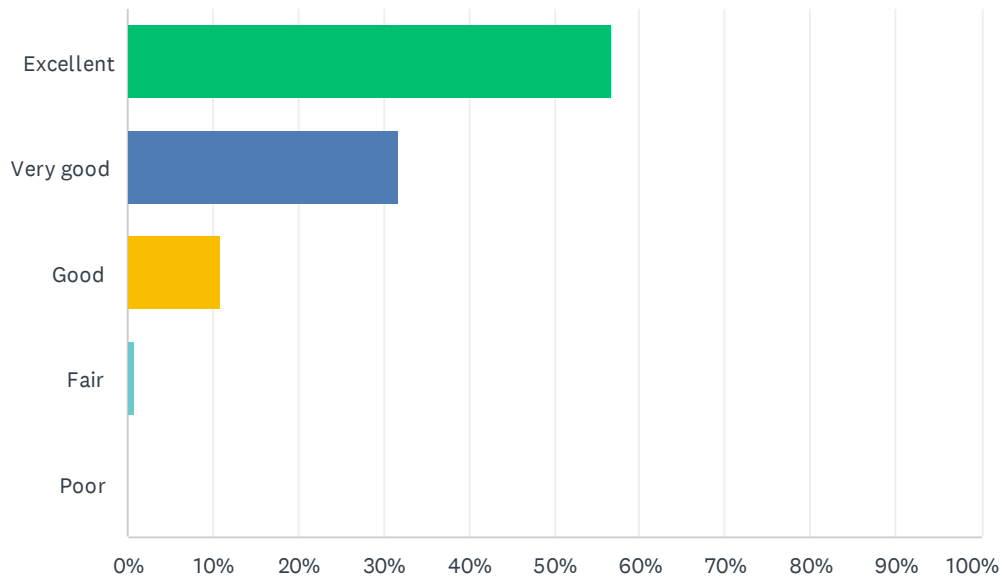
Answered: 120 Skipped: 275



ANSWER CHOICES	RESPONSES	
Excellent	55.83%	67
Very good	34.17%	41
Good	10.00%	12
Fair	0.00%	0
Poor	0.00%	0
TOTAL		120

Q59 Please rate the quality of outside environment

Answered: 120 Skipped: 275



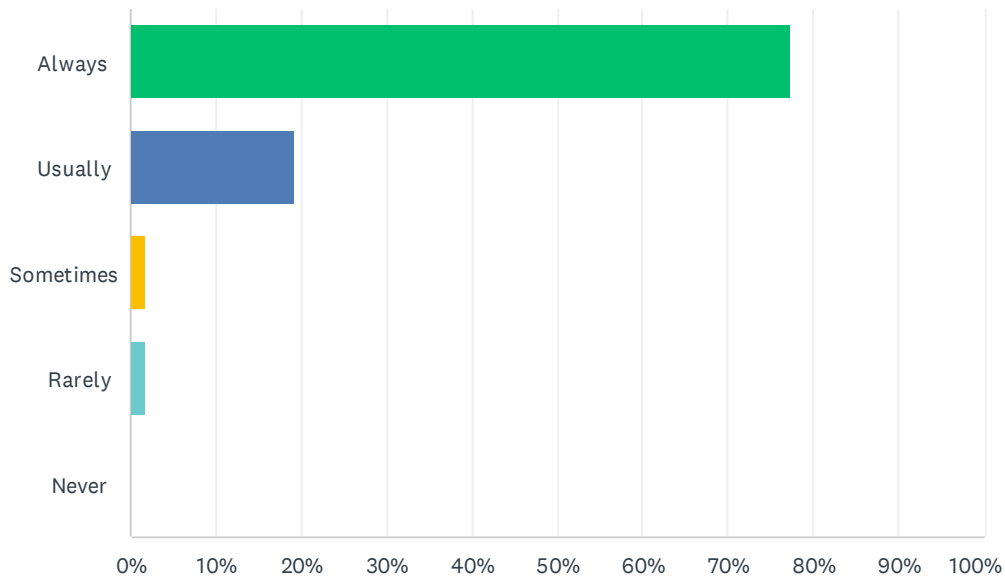
ANSWER CHOICES	RESPONSES	
Excellent	56.67%	68
Very good	31.67%	38
Good	10.83%	13
Fair	0.83%	1
Poor	0.00%	0
TOTAL		120

Q60 Do you have any comments relating to the physical environment?

Answered: 120 Skipped: 275

Q61 Are the teachers and educators helpful with your requests?

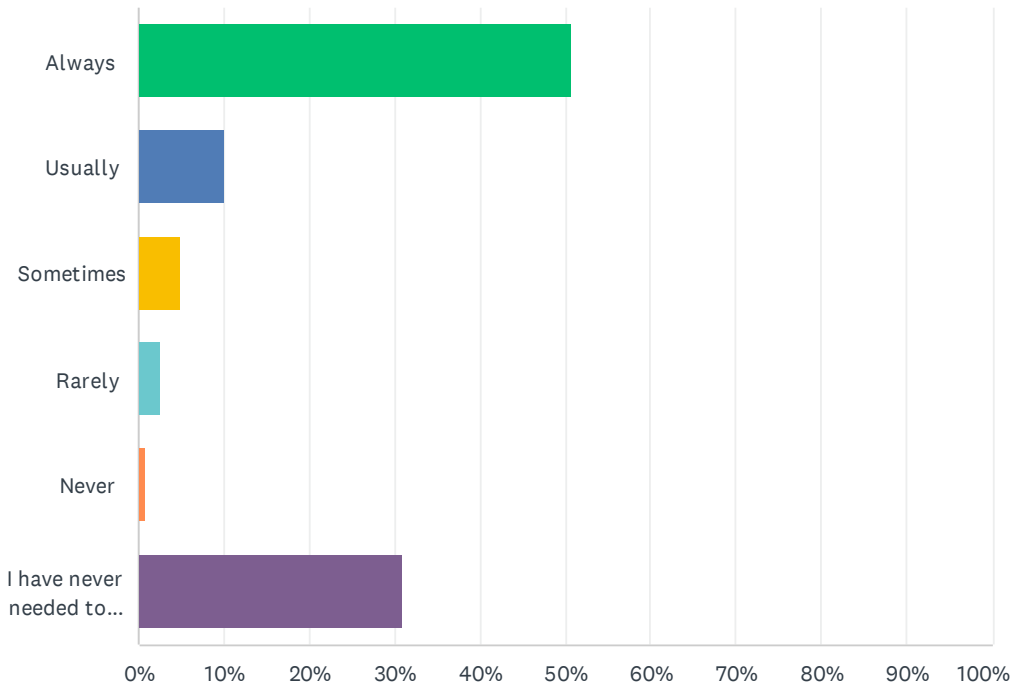
Answered: 120 Skipped: 275



ANSWER CHOICES	RESPONSES	
Always	77.50%	93
Usually	19.17%	23
Sometimes	1.67%	2
Rarely	1.67%	2
Never	0.00%	0
TOTAL		120

Q62 Do you have the opportunity to create an appointment, either after session or during the teacher's planning time to discuss issues privately with the educator?

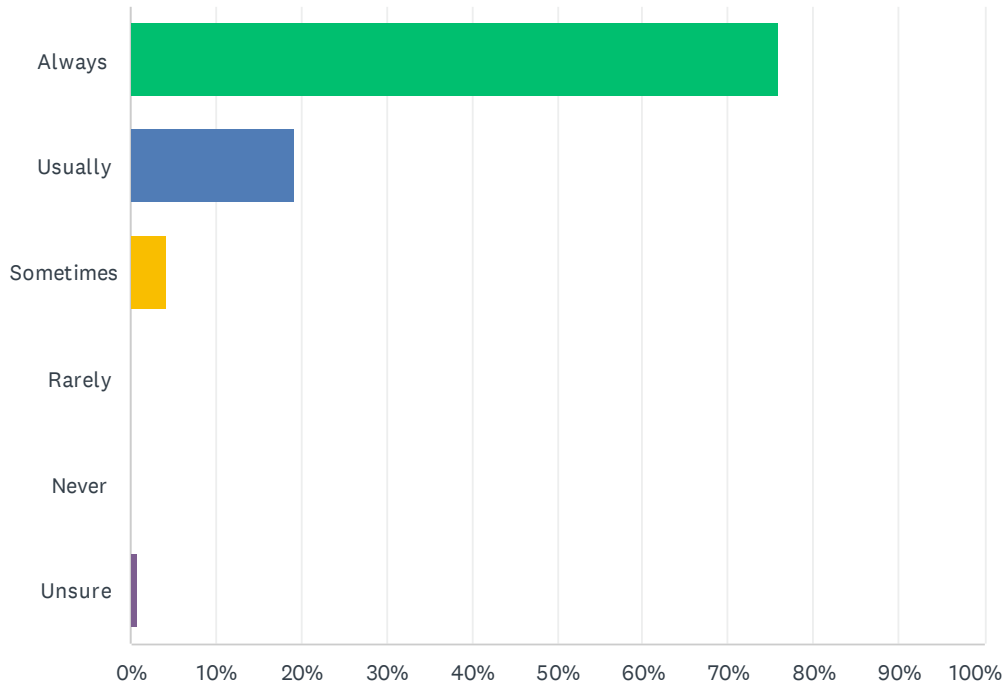
Answered: 120 Skipped: 275



ANSWER CHOICES	RESPONSES	
Always	50.83%	61
Usually	10.00%	12
Sometimes	5.00%	6
Rarely	2.50%	3
Never	0.83%	1
I have never needed to discuss a matter privately	30.83%	37
TOTAL		120

Q63 Does your child feel comfortable with the teachers and educators?

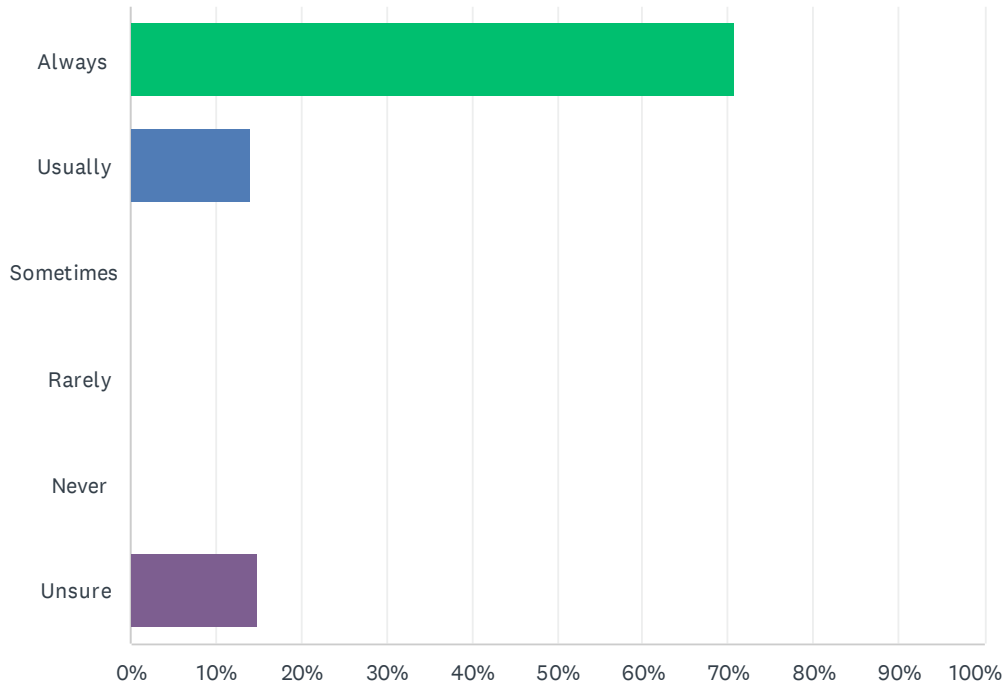
Answered: 120 Skipped: 275



ANSWER CHOICES	RESPONSES	
Always	75.83%	91
Usually	19.17%	23
Sometimes	4.17%	5
Rarely	0.00%	0
Never	0.00%	0
Unsure	0.83%	1
TOTAL		120

Q64 Do the educators encourage your child to participate in a variety of activities?

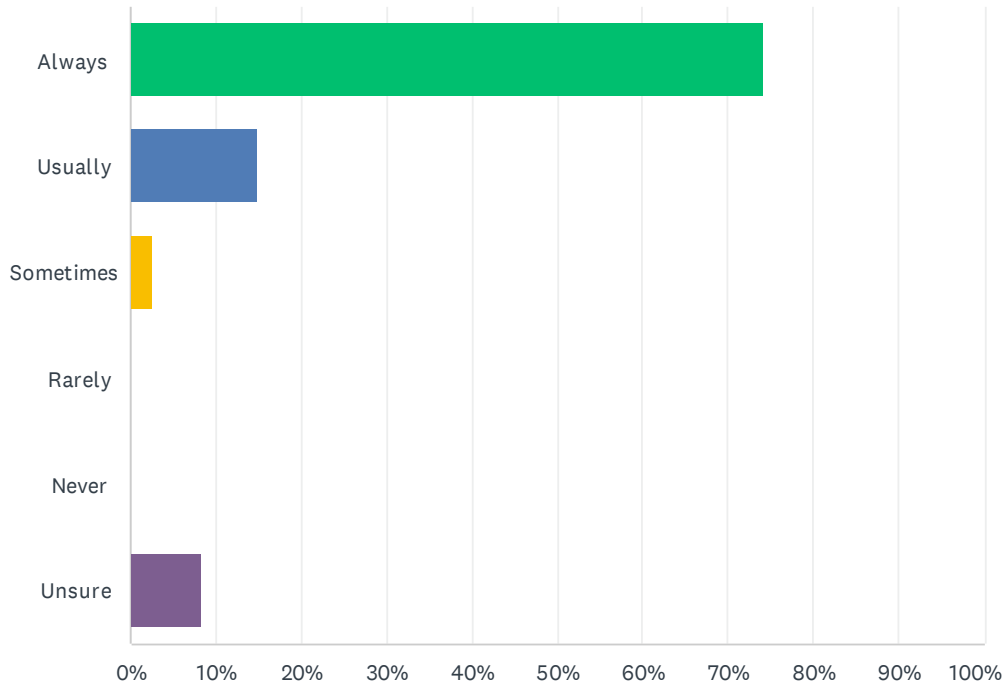
Answered: 120 Skipped: 275



ANSWER CHOICES	RESPONSES	
Always	70.83%	85
Usually	14.17%	17
Sometimes	0.00%	0
Rarely	0.00%	0
Never	0.00%	0
Unsure	15.00%	18
TOTAL		120

Q65 Do you think the opinions of your family are respected?

Answered: 120 Skipped: 275



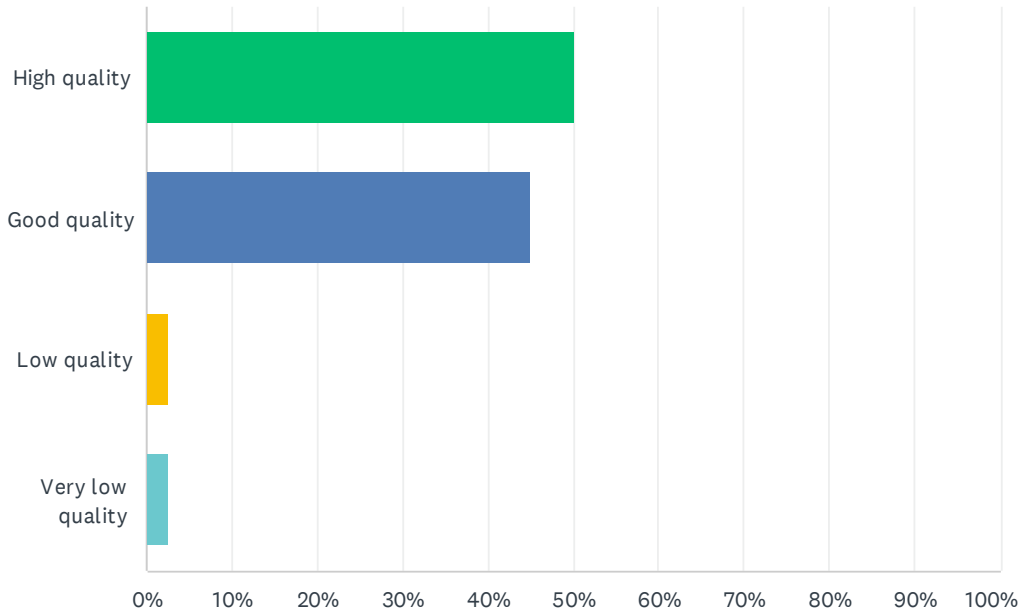
ANSWER CHOICES	RESPONSES	
Always	74.17%	89
Usually	15.00%	18
Sometimes	2.50%	3
Rarely	0.00%	0
Never	0.00%	0
Unsure	8.33%	10
TOTAL		120

Q66 Do you have any comments regarding the relationship between you, your child and the educators?

Answered: 120 Skipped: 275

Q67 Please rate the quality of the information provided to you during enrolment and orientation.

Answered: 120 Skipped: 275



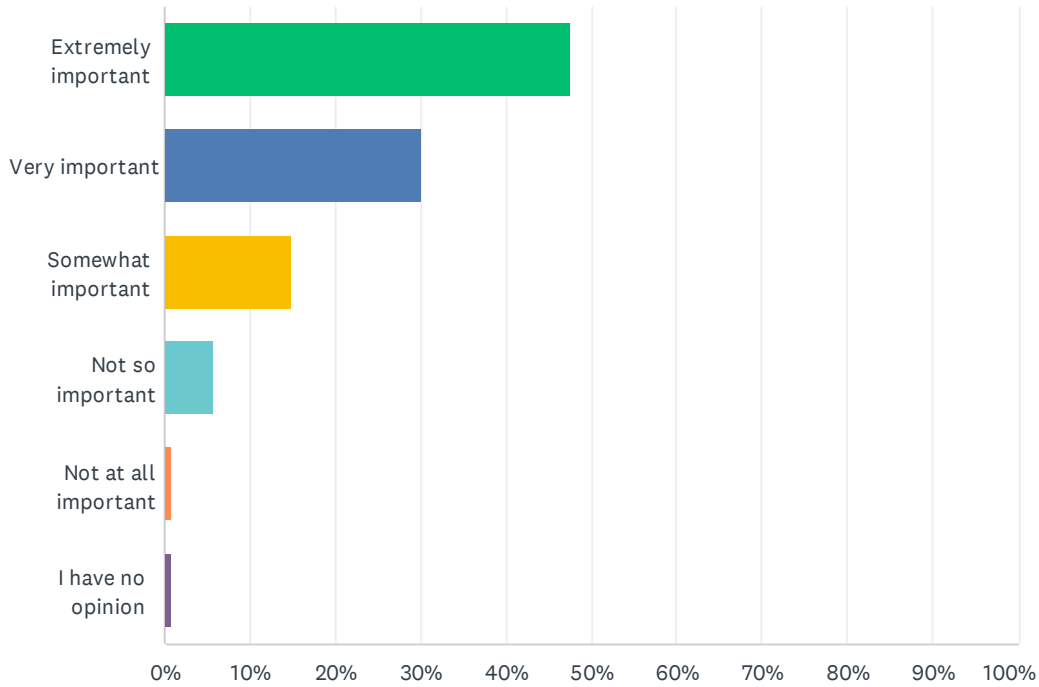
ANSWER CHOICES	RESPONSES	
High quality	50.00%	60
Good quality	45.00%	54
Low quality	2.50%	3
Very low quality	2.50%	3
TOTAL		120

Q68 Please provide some feedback on the online central application process.

Answered: 120 Skipped: 275

Q69 Please rate the importance of incursions/excursions as part of the Kindergarten Program

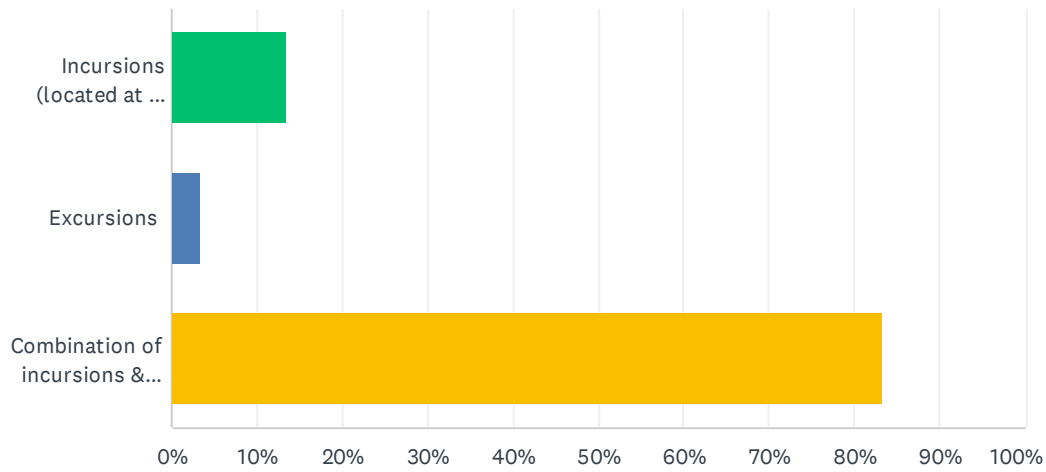
Answered: 120 Skipped: 275



ANSWER CHOICES	RESPONSES	
Extremely important	47.50%	57
Very important	30.00%	36
Somewhat important	15.00%	18
Not so important	5.83%	7
Not at all important	0.83%	1
I have no opinion	0.83%	1
TOTAL		120

Q70 Would you prefer...?

Answered: 120 Skipped: 275



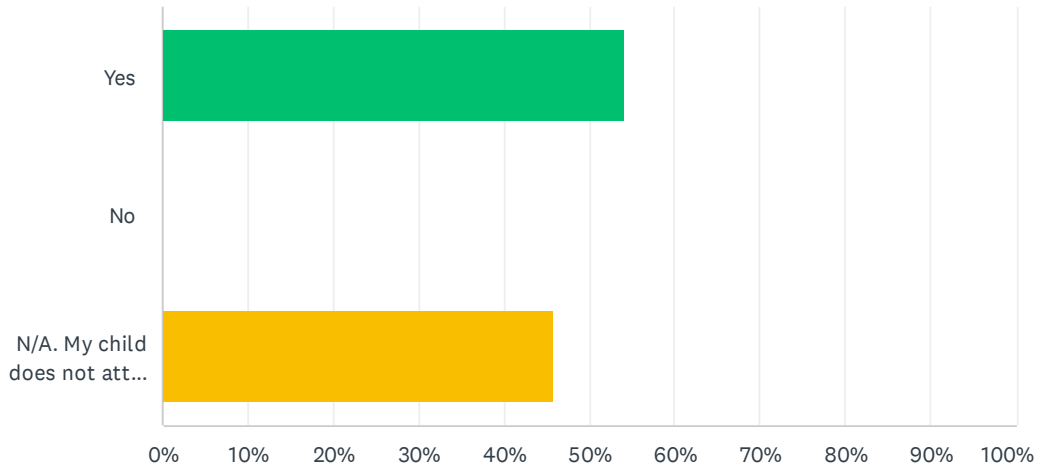
ANSWER CHOICES	RESPONSES	
Incursions (located at the kindergarten)	13.33%	16
Excursions	3.33%	4
Combination of incursions & excursions	83.33%	100
TOTAL		120

Q71 Please list your child's favourite incursions/excursions.

Answered: 120 Skipped: 275

Q72 If your child attends Bush/Beach Kindergarten do you value this activity as part of the program?

Answered: 120 Skipped: 275



ANSWER CHOICES	RESPONSES	
Yes	54.17%	65
No	0.00%	0
N/A. My child does not attend bush kinder this year	45.83%	55
TOTAL		120

Q73 Please comment on what it is that you value about Bush/Beach Kindergarten.

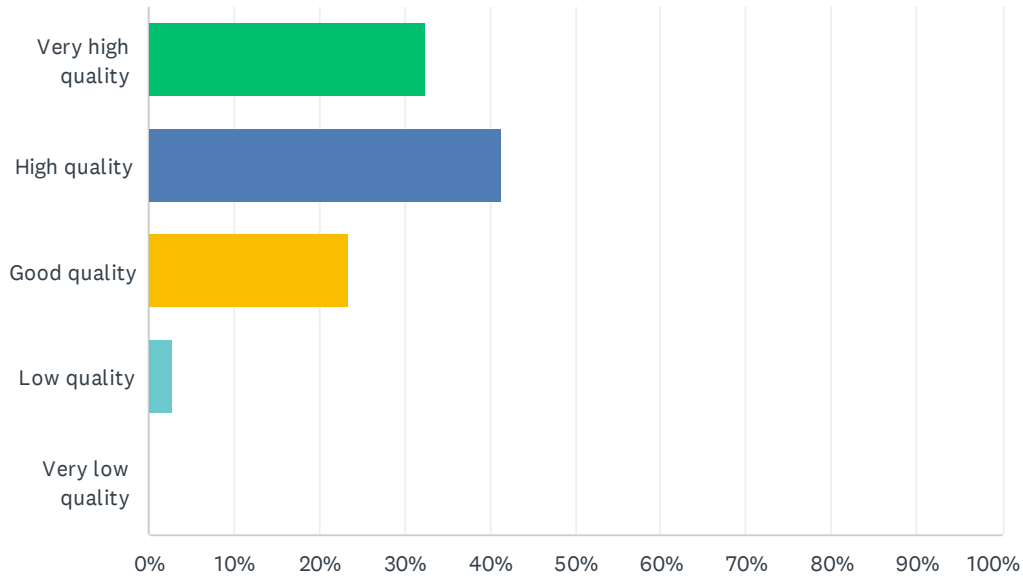
Answered: 65 Skipped: 330

Q74 Please comment on why you do not value Bush/Beach Kindergarten.

Answered: 0 Skipped: 395

Q75 Please rate the quality of operational service communications between Early Years Management and families.

Answered: 111 Skipped: 284



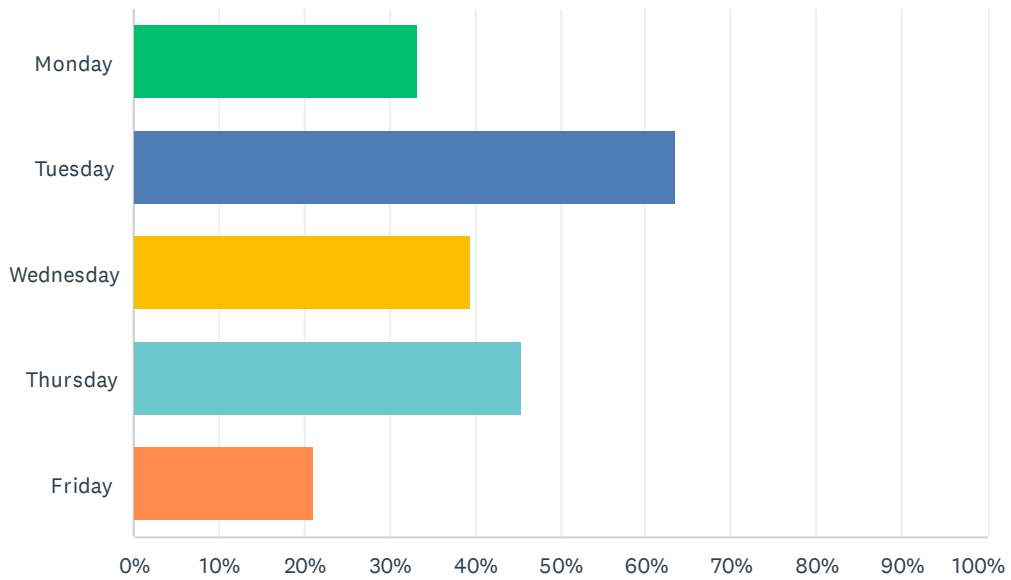
ANSWER CHOICES	RESPONSES	
Very high quality	32.43%	36
High quality	41.44%	46
Good quality	23.42%	26
Low quality	2.70%	3
Very low quality	0.00%	0
TOTAL		111

Q76 Overall, do you have any comments on the kindergarten program?

Answered: 113 Skipped: 282

Q77 What days do you use Family Day Care?

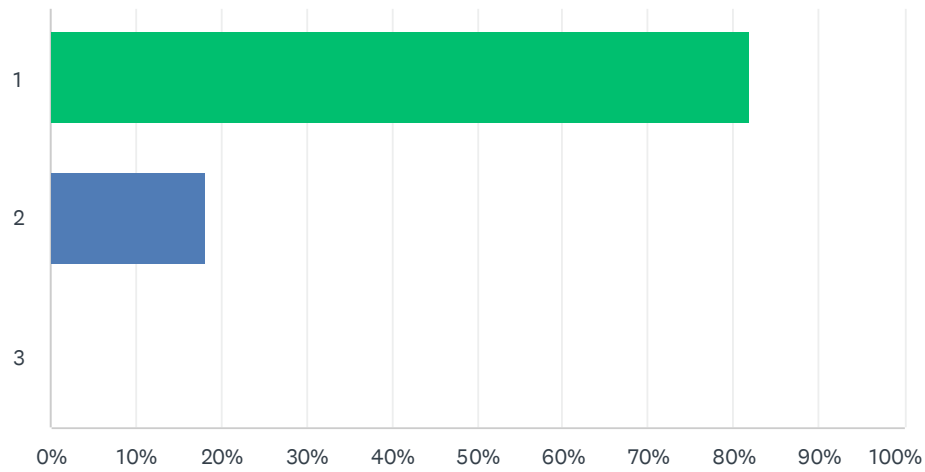
Answered: 33 Skipped: 362



ANSWER CHOICES	RESPONSES	
Monday	33.33%	11
Tuesday	63.64%	21
Wednesday	39.39%	13
Thursday	45.45%	15
Friday	21.21%	7
Total Respondents: 33		

Q78 How many of your children currently attend Family Day Care?

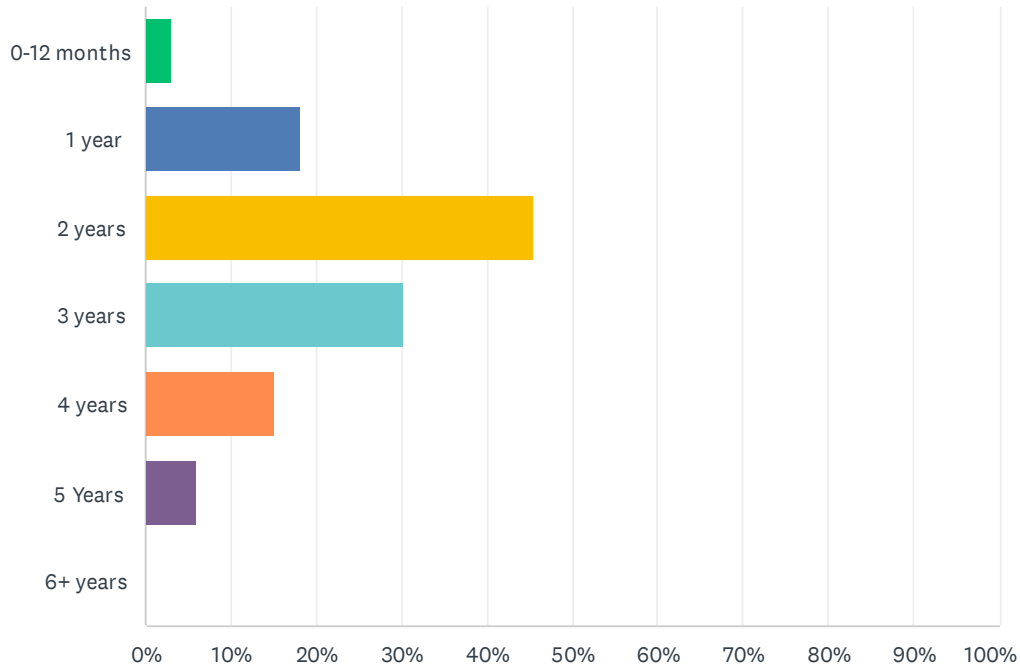
Answered: 33 Skipped: 362



ANSWER CHOICES	RESPONSES	
1	81.82%	27
2	18.18%	6
3	0.00%	0
TOTAL		33

Q79 What are the ages of your children who currently attend Family Day Care?

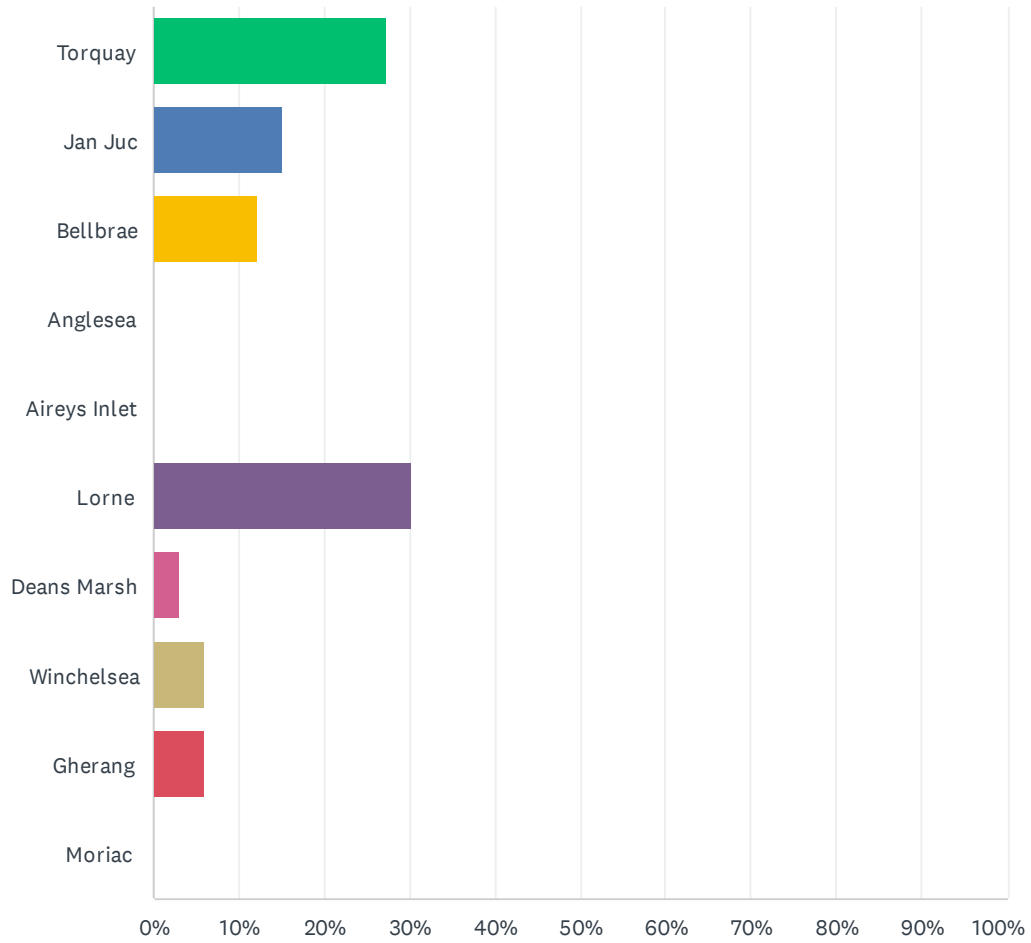
Answered: 33 Skipped: 362



ANSWER CHOICES	RESPONSES	
0-12 months	3.03%	1
1 year	18.18%	6
2 years	45.45%	15
3 years	30.30%	10
4 years	15.15%	5
5 Years	6.06%	2
6+ years	0.00%	0
Total Respondents: 33		

Q80 What area do you access Family Day Care?

Answered: 33 Skipped: 362

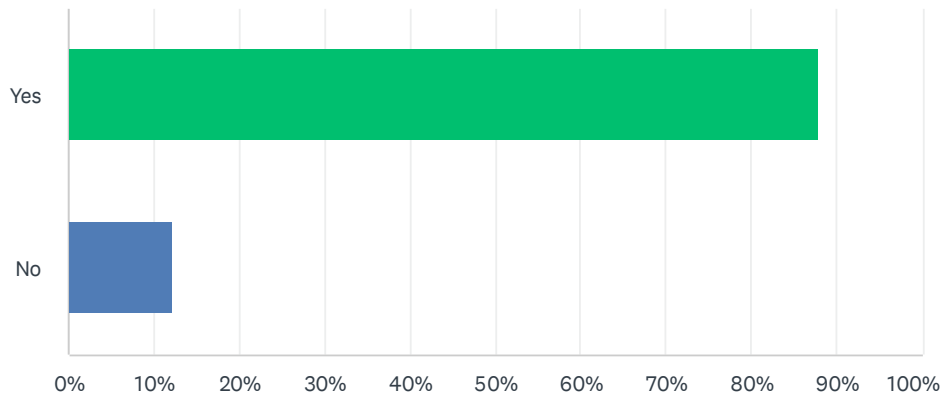


Early Years Survey - 2022

ANSWER CHOICES	RESPONSES	
Torquay	27.27%	9
Jan Juc	15.15%	5
Bellbrae	12.12%	4
Anglesea	0.00%	0
Aireys Inlet	0.00%	0
Lorne	30.30%	10
Deans Marsh	3.03%	1
Winchelsea	6.06%	2
Gherang	6.06%	2
Moriac	0.00%	0
TOTAL		33

Q81 Is this your preferred location?

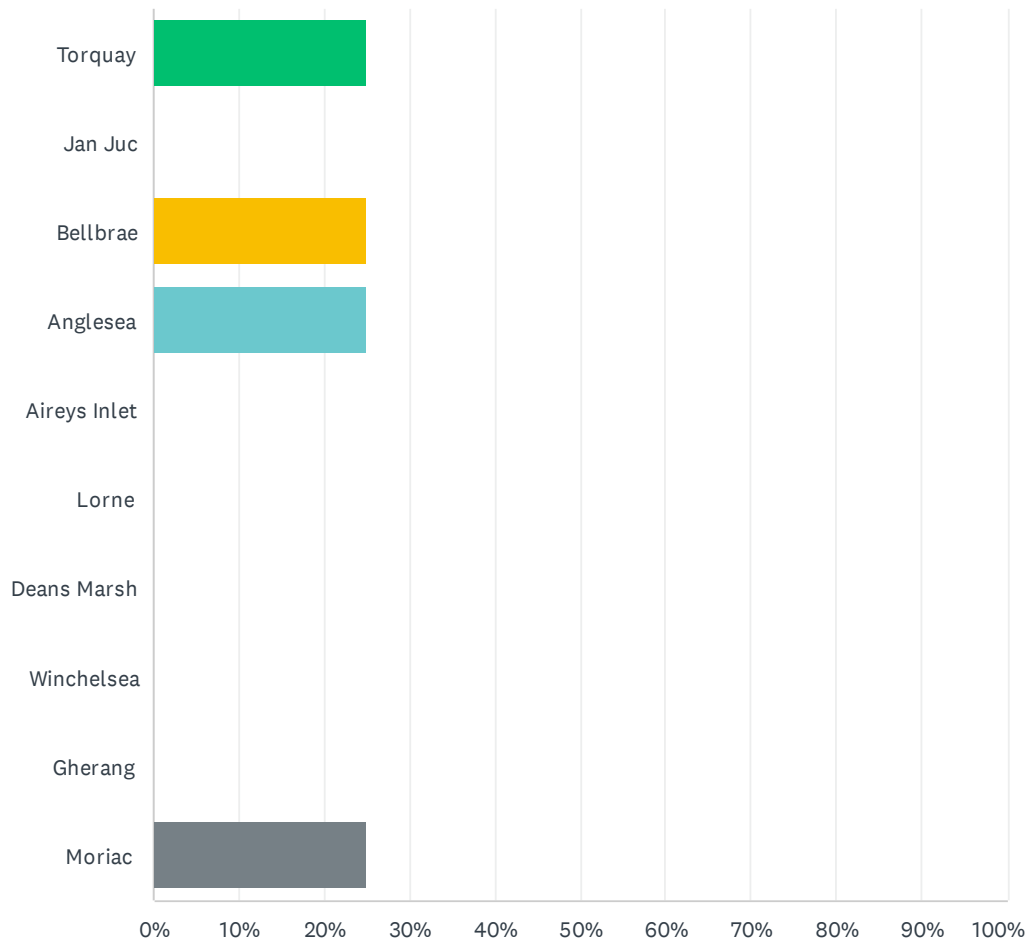
Answered: 33 Skipped: 362



ANSWER CHOICES	RESPONSES	
Yes	87.88%	29
No	12.12%	4
TOTAL		33

Q82 What would your preferred location be?

Answered: 4 Skipped: 391

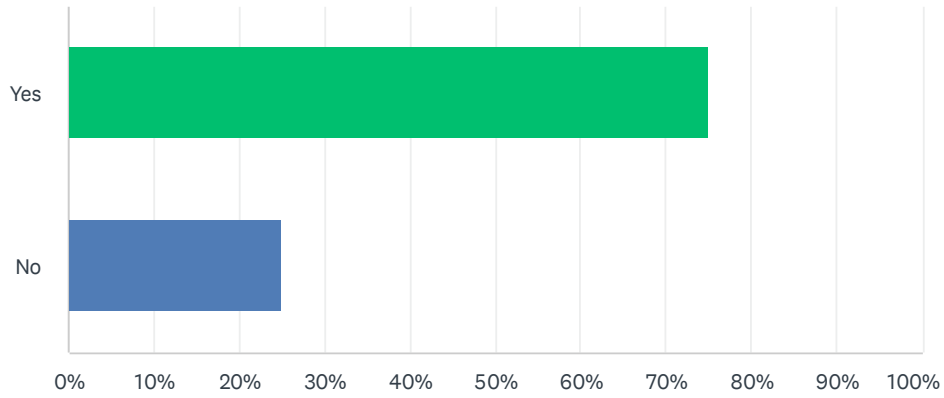


Early Years Survey - 2022

ANSWER CHOICES	RESPONSES	
Torquay	25.00%	1
Jan Juc	0.00%	0
Bellbrae	25.00%	1
Anglesea	25.00%	1
Aireys Inlet	0.00%	0
Lorne	0.00%	0
Deans Marsh	0.00%	0
Winchelsea	0.00%	0
Gherang	0.00%	0
Moriac	25.00%	1
TOTAL		4

Q83 Are you satisfied with the days and hours you currently have with Family Day Care?

Answered: 32 Skipped: 363



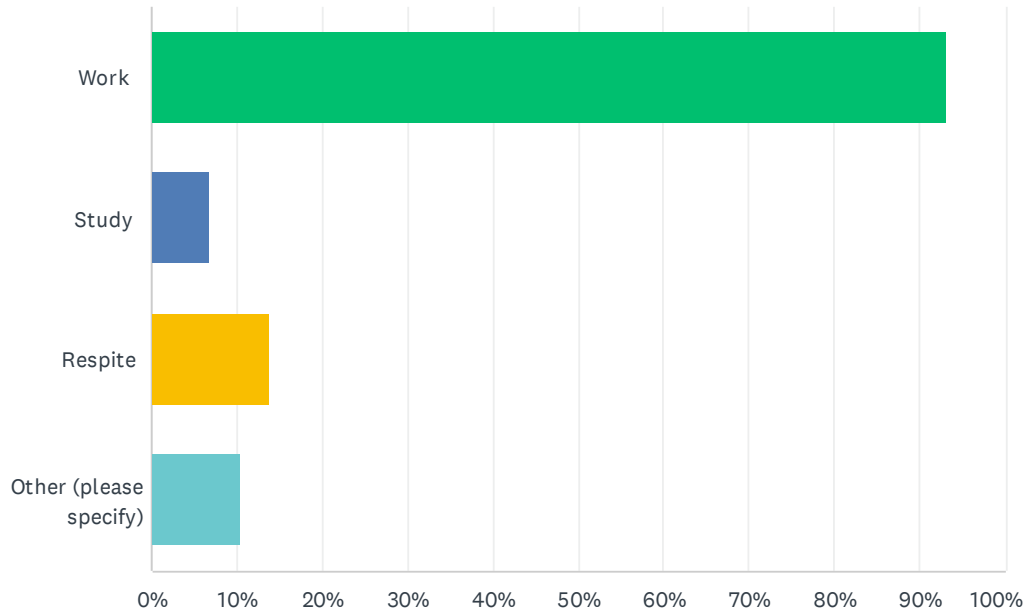
ANSWER CHOICES	RESPONSES	
Yes	75.00%	24
No	25.00%	8
TOTAL		32

Q84 Why not?

Answered: 8 Skipped: 387

Q85 Why do you need child care?

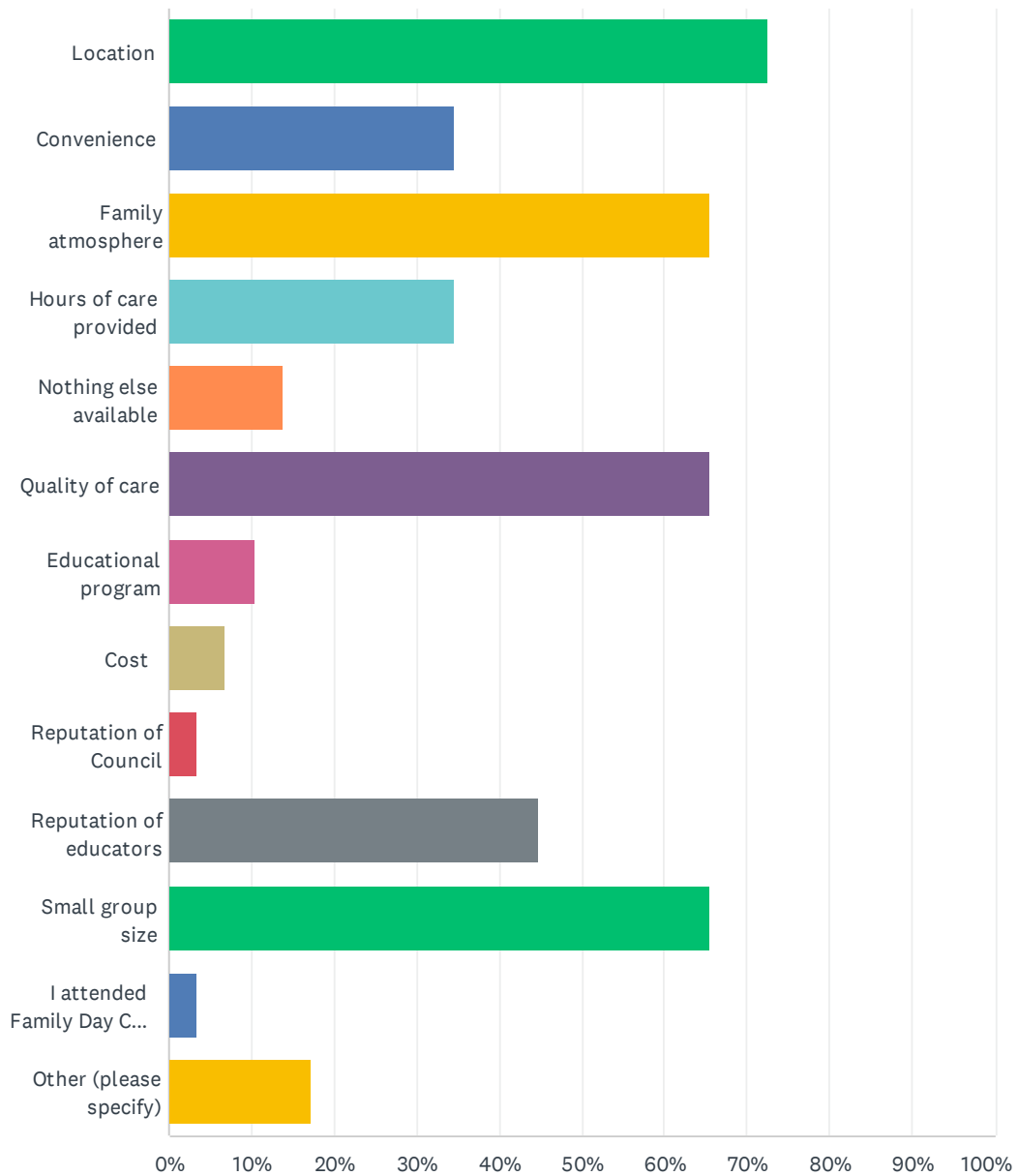
Answered: 29 Skipped: 366



ANSWER CHOICES	RESPONSES	
Work	93.10%	27
Study	6.90%	2
Respite	13.79%	4
Other (please specify)	10.34%	3
Total Respondents: 29		

Q86 Why did you choose to use Council's Family Day Care?

Answered: 29 Skipped: 366

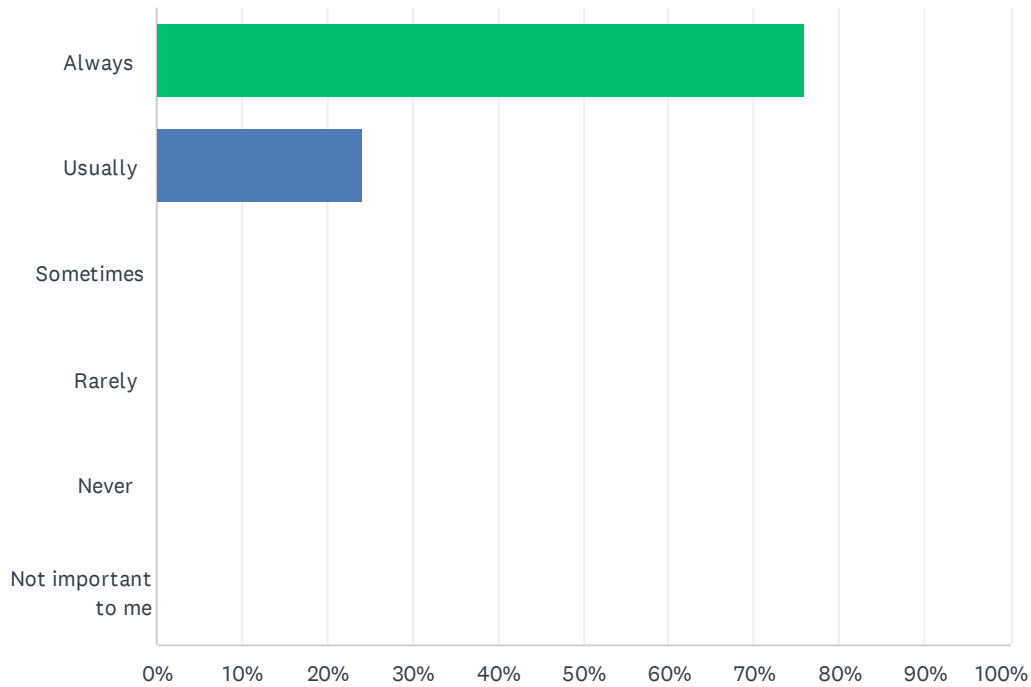


Early Years Survey - 2022

ANSWER CHOICES	RESPONSES	
Location	72.41%	21
Convenience	34.48%	10
Family atmosphere	65.52%	19
Hours of care provided	34.48%	10
Nothing else available	13.79%	4
Quality of care	65.52%	19
Educational program	10.34%	3
Cost	6.90%	2
Reputation of Council	3.45%	1
Reputation of educators	44.83%	13
Small group size	65.52%	19
I attended Family Day Care when I was a child	3.45%	1
Other (please specify)	17.24%	5
Total Respondents: 29		

**Q87 Do you feel the program meets the educational needs of your child?
 (The Educational Program is designed by your educator to foster your child's strengths, wellbeing and interests, based on observations taken by your educator)**

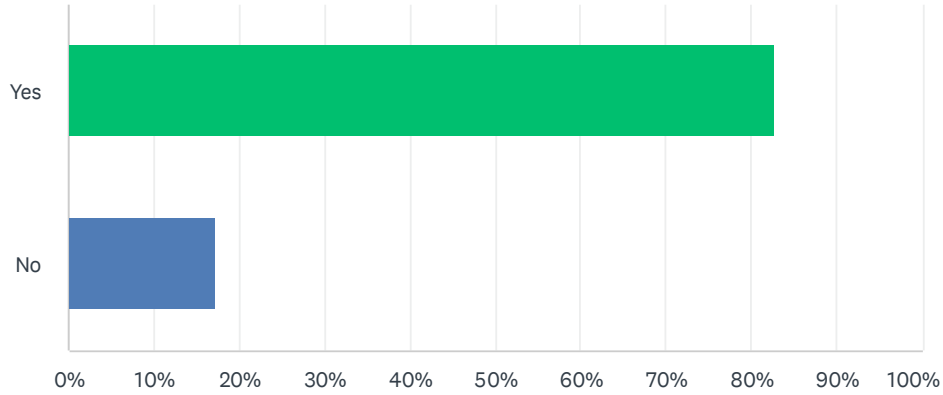
Answered: 29 Skipped: 366



ANSWER CHOICES	RESPONSES	
Always	75.86%	22
Usually	24.14%	7
Sometimes	0.00%	0
Rarely	0.00%	0
Never	0.00%	0
Not important to me	0.00%	0
TOTAL		29

Q88 Have you accessed your child's learning and development observations, or discussed your child's learning and development with an educator in the last 12 months?

Answered: 29 Skipped: 366



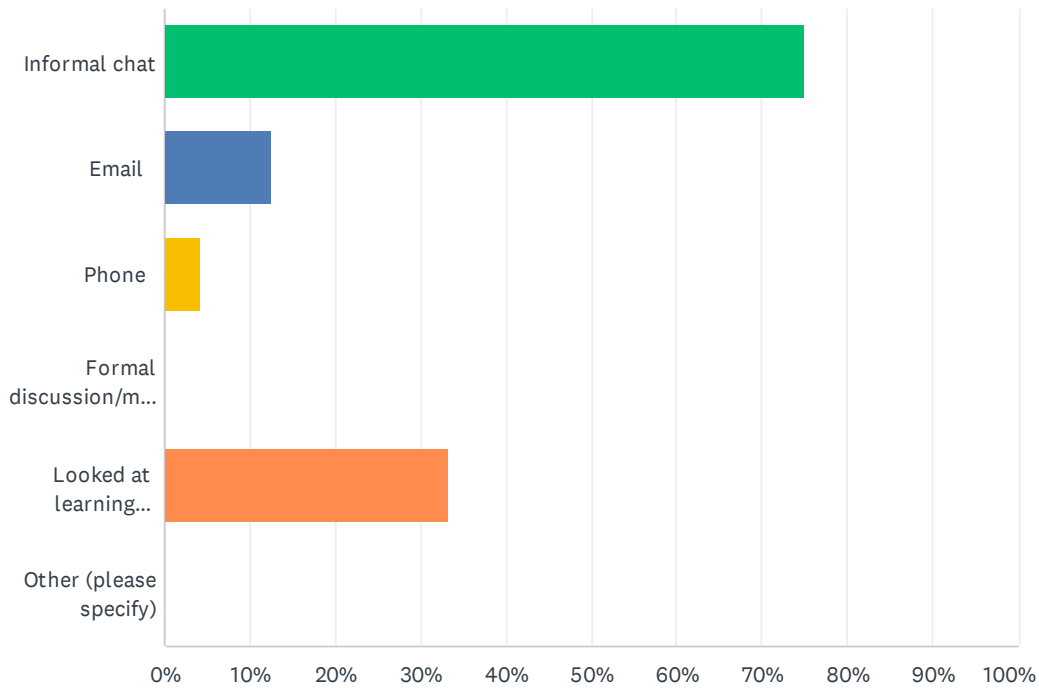
ANSWER CHOICES	RESPONSES	
Yes	82.76%	24
No	17.24%	5
TOTAL		29

Q89 If no, please comment

Answered: 5 Skipped: 390

Q90 How has this occurred?

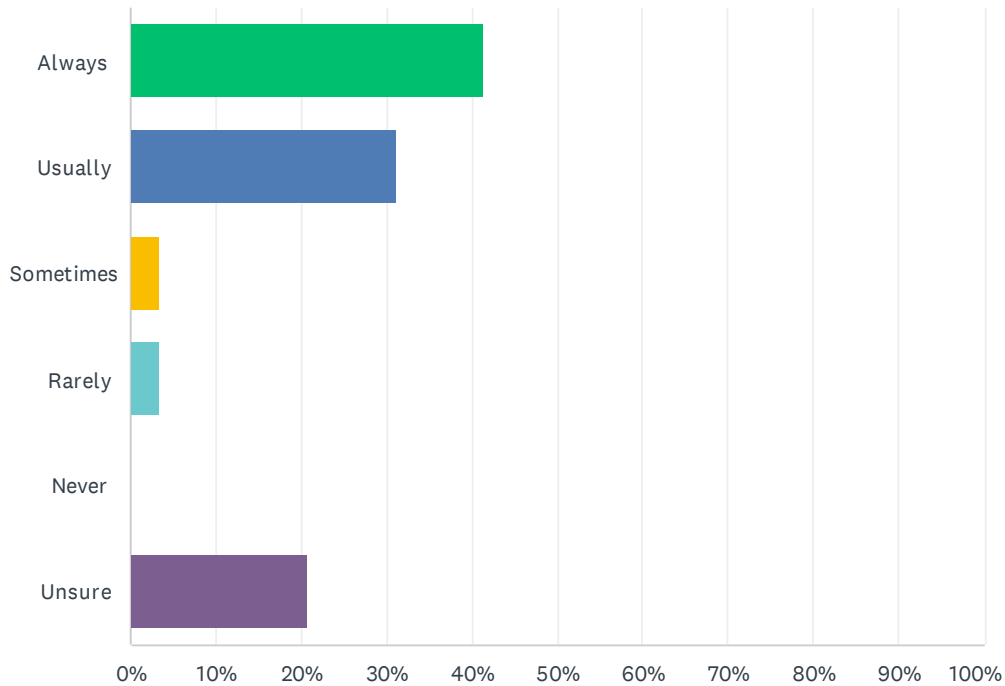
Answered: 24 Skipped: 371



ANSWER CHOICES	RESPONSES	
Informal chat	75.00%	18
Email	12.50%	3
Phone	4.17%	1
Formal discussion/meeting	0.00%	0
Looked at learning portfolio/child's observations	33.33%	8
Other (please specify)	0.00%	0
Total Respondents: 24		

Q91 Does the service promote sustainability?(By sustainability we mean the use of recycled products and teaching the importance of reusing objects and not being wasteful)

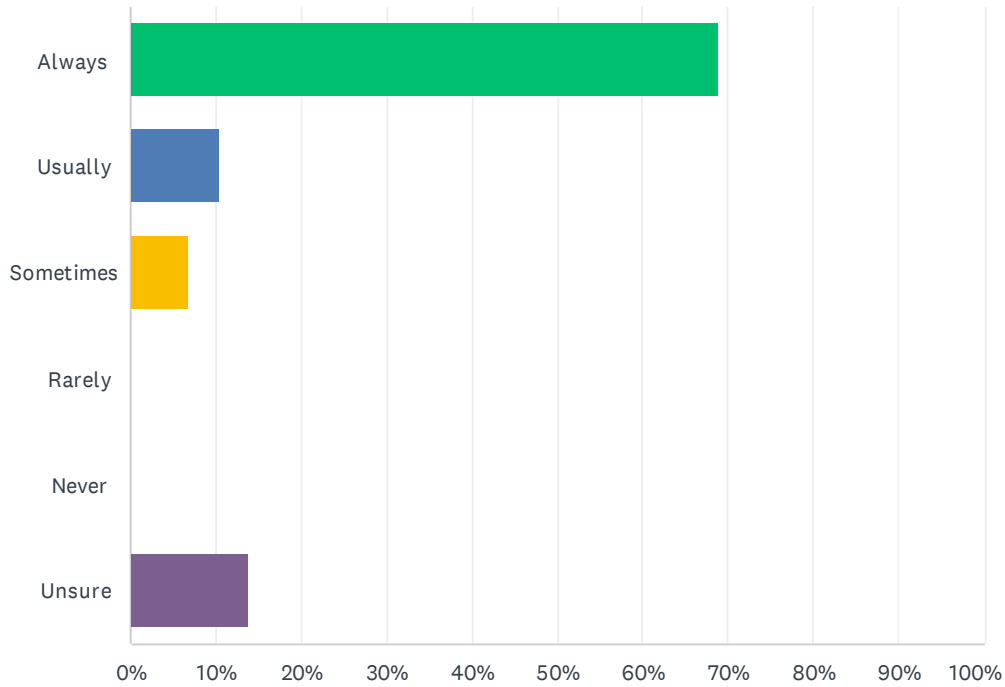
Answered: 29 Skipped: 366



ANSWER CHOICES	RESPONSES	
Always	41.38%	12
Usually	31.03%	9
Sometimes	3.45%	1
Rarely	3.45%	1
Never	0.00%	0
Unsure	20.69%	6
TOTAL		29

Q92 Does the service promote gender equity, cultural inclusion and disability awareness within the program

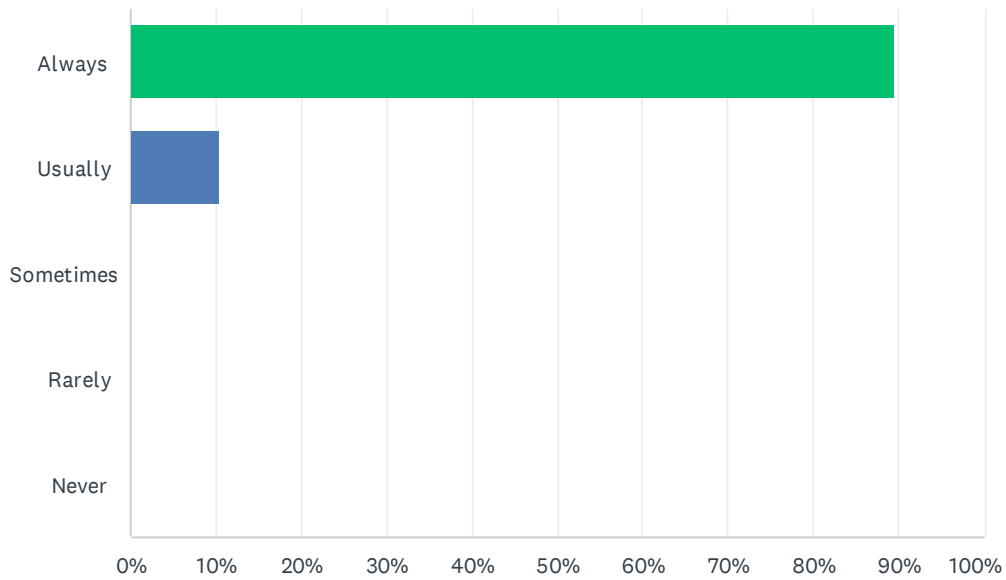
Answered: 29 Skipped: 366



ANSWER CHOICES	RESPONSES	
Always	68.97%	20
Usually	10.34%	3
Sometimes	6.90%	2
Rarely	0.00%	0
Never	0.00%	0
Unsure	13.79%	4
TOTAL		29

Q93 Does the educator provide a safe environment for your child?

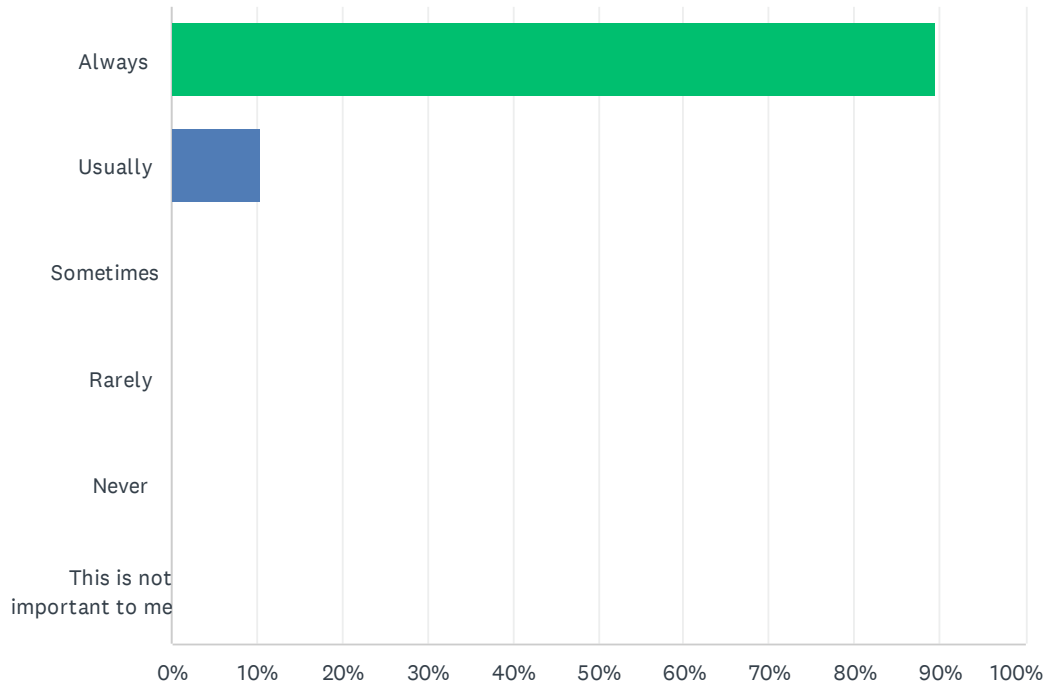
Answered: 29 Skipped: 366



ANSWER CHOICES	RESPONSES	
Always	89.66%	26
Usually	10.34%	3
Sometimes	0.00%	0
Rarely	0.00%	0
Never	0.00%	0
TOTAL		29

Q94 Does the educator encourage physical activity?

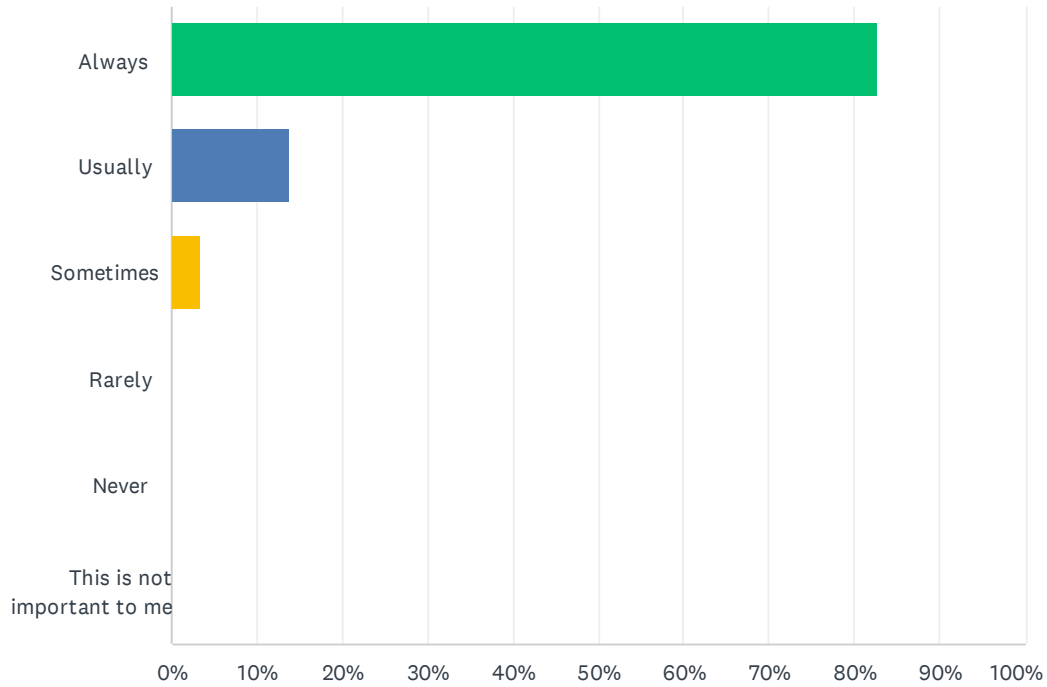
Answered: 29 Skipped: 366



ANSWER CHOICES	RESPONSES	
Always	89.66%	26
Usually	10.34%	3
Sometimes	0.00%	0
Rarely	0.00%	0
Never	0.00%	0
This is not important to me	0.00%	0
TOTAL		29

Q95 Do educators encourage healthy eating?

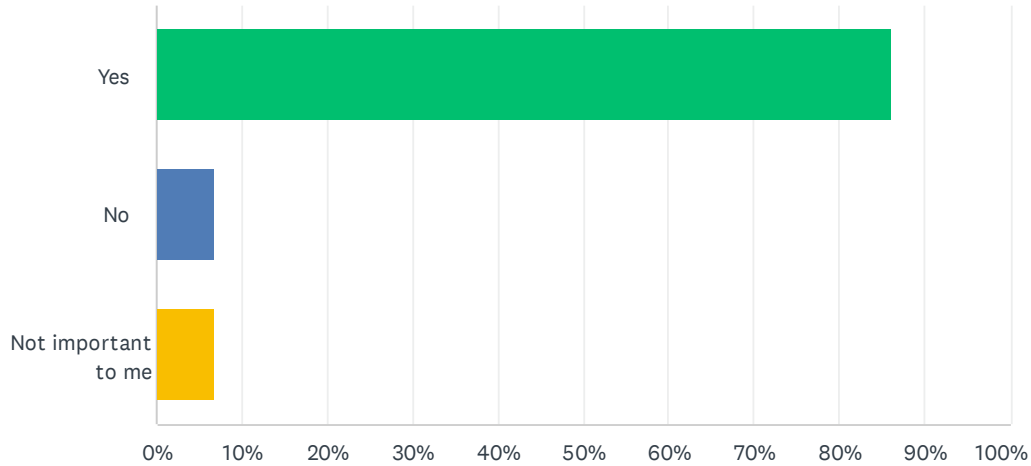
Answered: 29 Skipped: 366



ANSWER CHOICES	RESPONSES	
Always	82.76%	24
Usually	13.79%	4
Sometimes	3.45%	1
Rarely	0.00%	0
Never	0.00%	0
This is not important to me	0.00%	0
TOTAL		29

Q96 Are you satisfied with the balance of time spent in the educator’s home, and time spent outside the home environment? (i.e.visits to other educator’s homes, playgroup, kindergarten drop-offs, parks and playgrounds etc)

Answered: 29 Skipped: 366



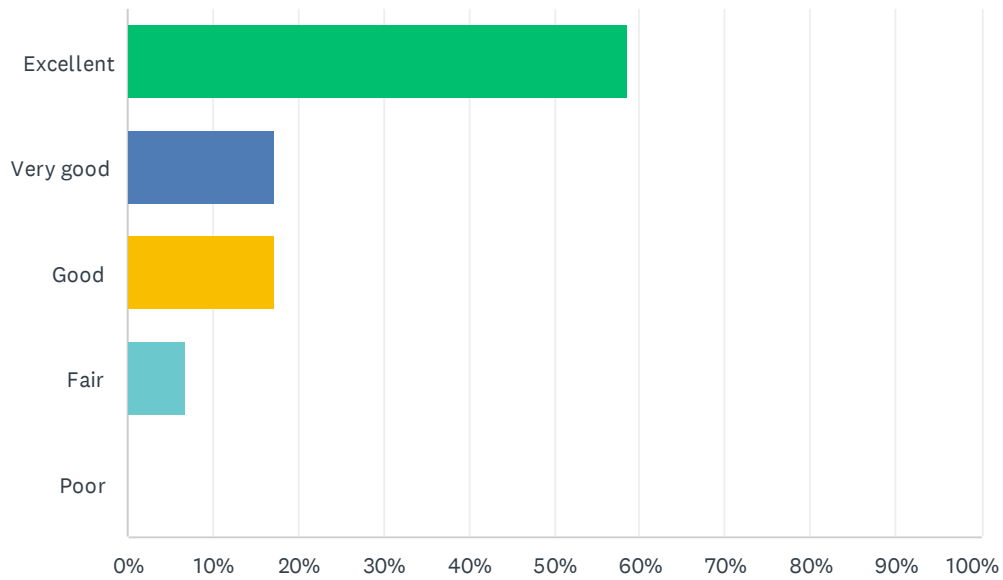
ANSWER CHOICES	RESPONSES	
Yes	86.21%	25
No	6.90%	2
Not important to me	6.90%	2
TOTAL		29

Q97 Do you have any comments regarding your child's health and safety while attending Family Day Care?

Answered: 29 Skipped: 366

Q98 Please rate the quality of the outdoor play space.

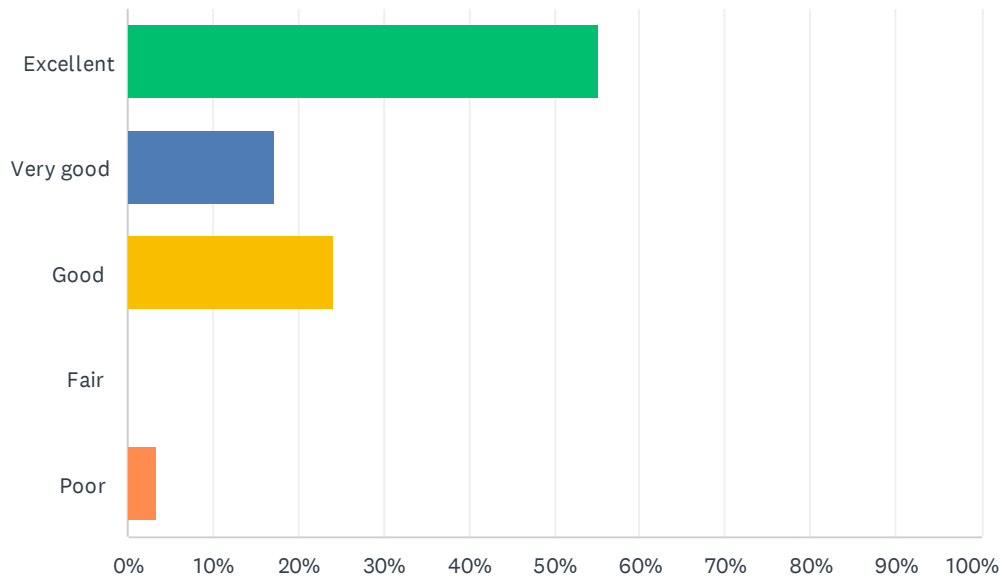
Answered: 29 Skipped: 366



ANSWER CHOICES	RESPONSES	
Excellent	58.62%	17
Very good	17.24%	5
Good	17.24%	5
Fair	6.90%	2
Poor	0.00%	0
TOTAL		29

Q99 Please rate the quality of the indoor play space.

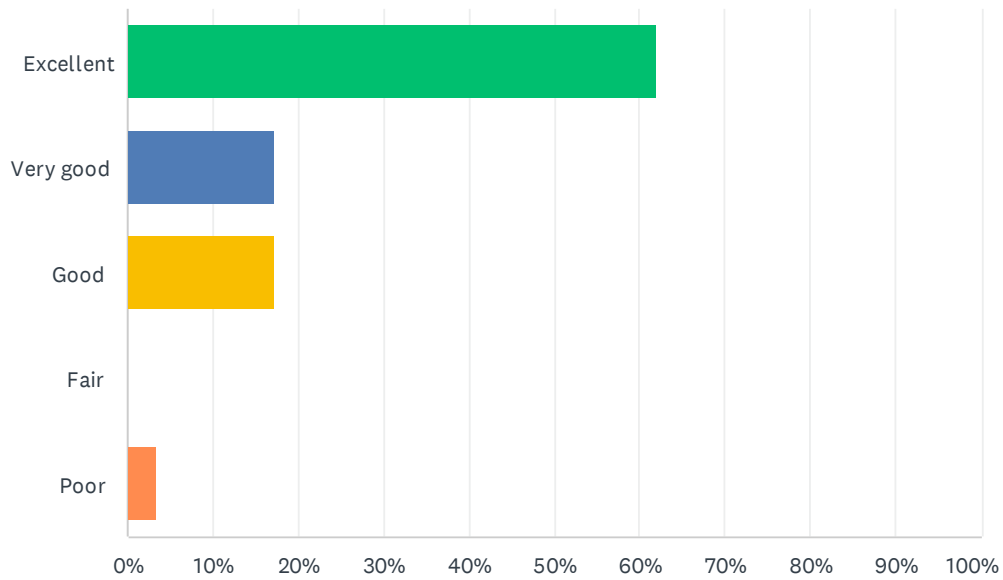
Answered: 29 Skipped: 366



ANSWER CHOICES	RESPONSES	
Excellent	55.17%	16
Very good	17.24%	5
Good	24.14%	7
Fair	0.00%	0
Poor	3.45%	1
TOTAL		29

Q100 Please rate the quality of the equipment/toys provided.

Answered: 29 Skipped: 366



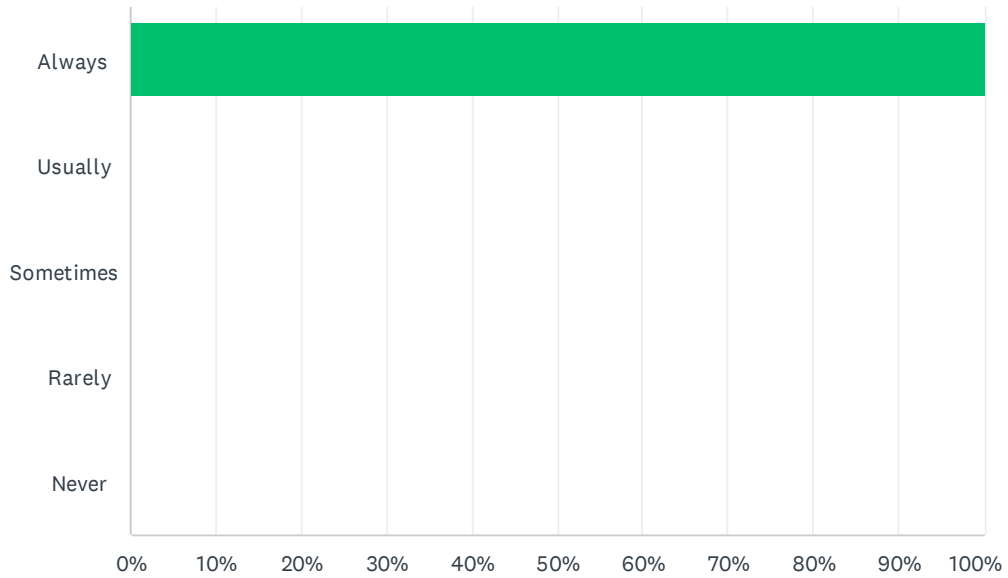
ANSWER CHOICES	RESPONSES	
Excellent	62.07%	18
Very good	17.24%	5
Good	17.24%	5
Fair	0.00%	0
Poor	3.45%	1
TOTAL		29

Q101 Do you have any comments on the indoor/outdoor space and equipment?

Answered: 29 Skipped: 366

Q102 Is the educator helpful with your requests?

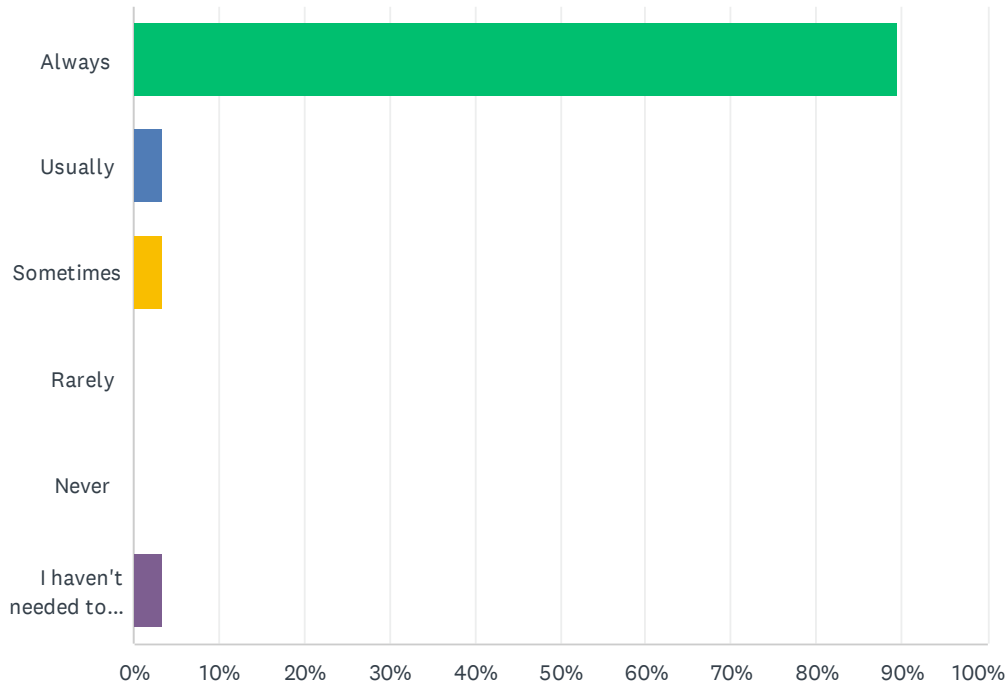
Answered: 29 Skipped: 366



ANSWER CHOICES	RESPONSES	
Always	100.00%	29
Usually	0.00%	0
Sometimes	0.00%	0
Rarely	0.00%	0
Never	0.00%	0
TOTAL		29

Q103 Do you have the opportunity to discuss issues privately with your educator?

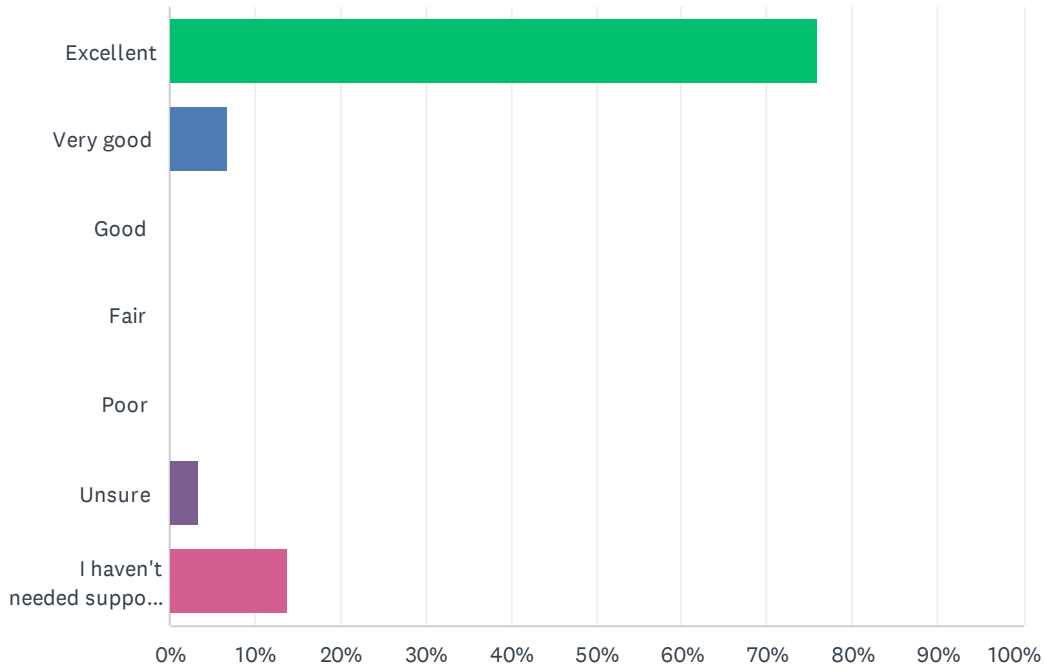
Answered: 29 Skipped: 366



ANSWER CHOICES	RESPONSES	
Always	89.66%	26
Usually	3.45%	1
Sometimes	3.45%	1
Rarely	0.00%	0
Never	0.00%	0
I haven't needed to discuss issues privately	3.45%	1
TOTAL		29

Q104 Please rate the educator’s ability to provide you with information, or referral to appropriate services to support you with parenting issues?

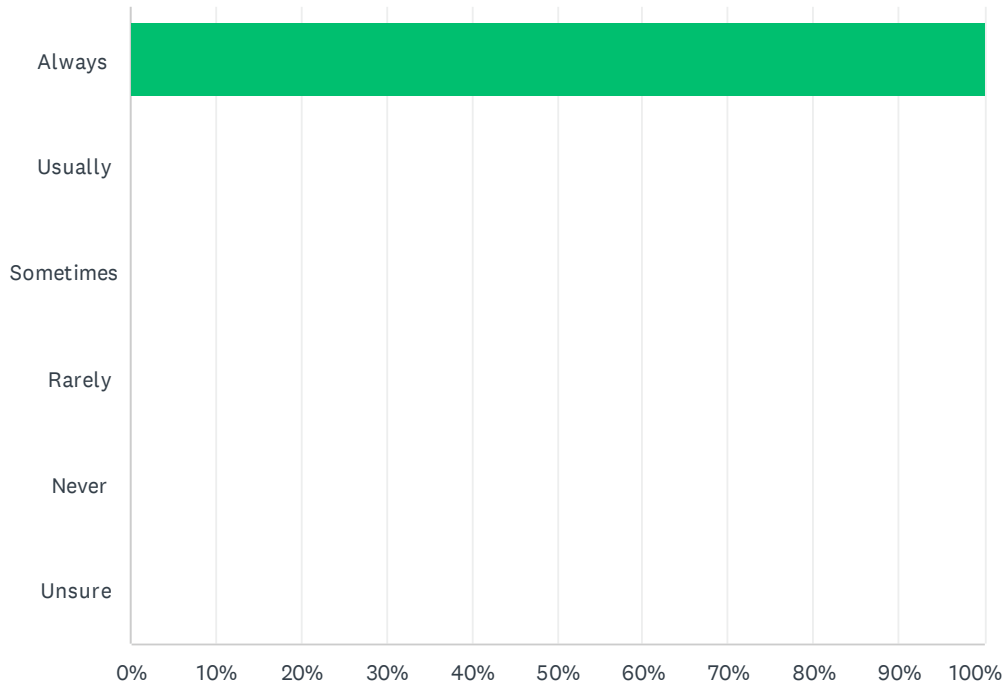
Answered: 29 Skipped: 366



ANSWER CHOICES	RESPONSES	
Excellent	75.86%	22
Very good	6.90%	2
Good	0.00%	0
Fair	0.00%	0
Poor	0.00%	0
Unsure	3.45%	1
I haven't needed support with parenting issues	13.79%	4
TOTAL		29

Q105 Does your child feel comfortable with the educator?

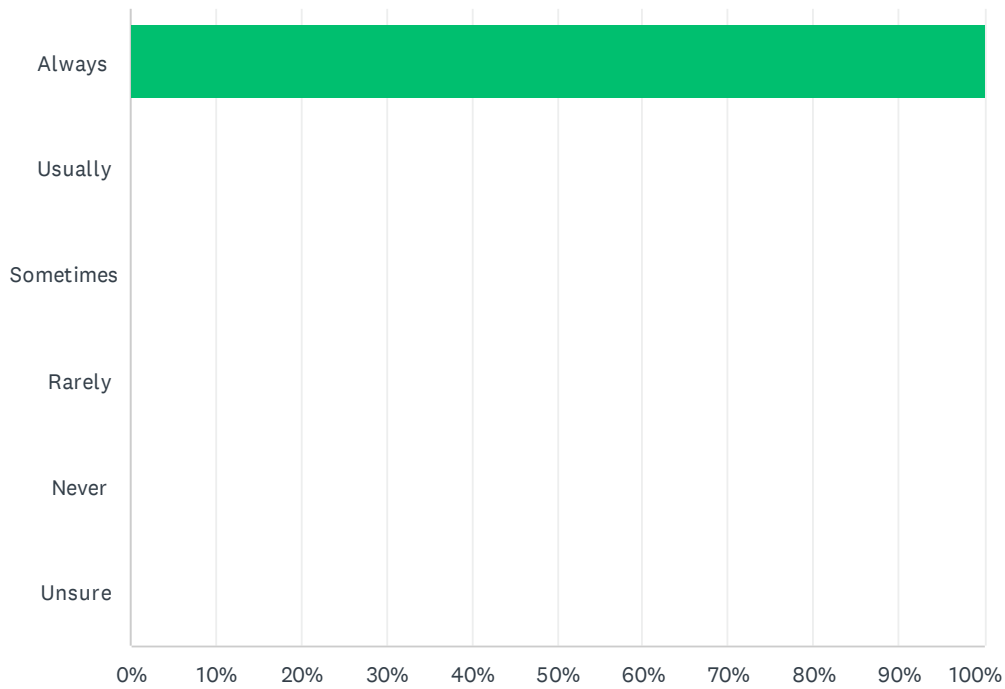
Answered: 29 Skipped: 366



ANSWER CHOICES	RESPONSES	
Always	100.00%	29
Usually	0.00%	0
Sometimes	0.00%	0
Rarely	0.00%	0
Never	0.00%	0
Unsure	0.00%	0
TOTAL		29

Q106 Does the educator make your child feel welcomed and included?

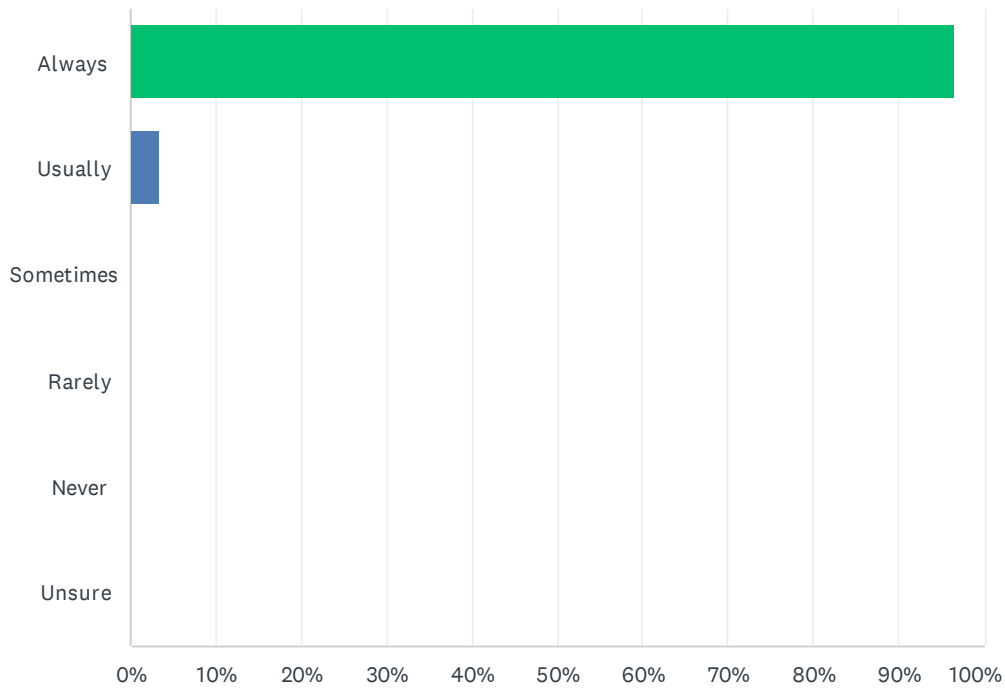
Answered: 29 Skipped: 366



ANSWER CHOICES	RESPONSES	
Always	100.00%	29
Usually	0.00%	0
Sometimes	0.00%	0
Rarely	0.00%	0
Never	0.00%	0
Unsure	0.00%	0
TOTAL		29

Q107 Does the educator encourage your child to participate in activities?

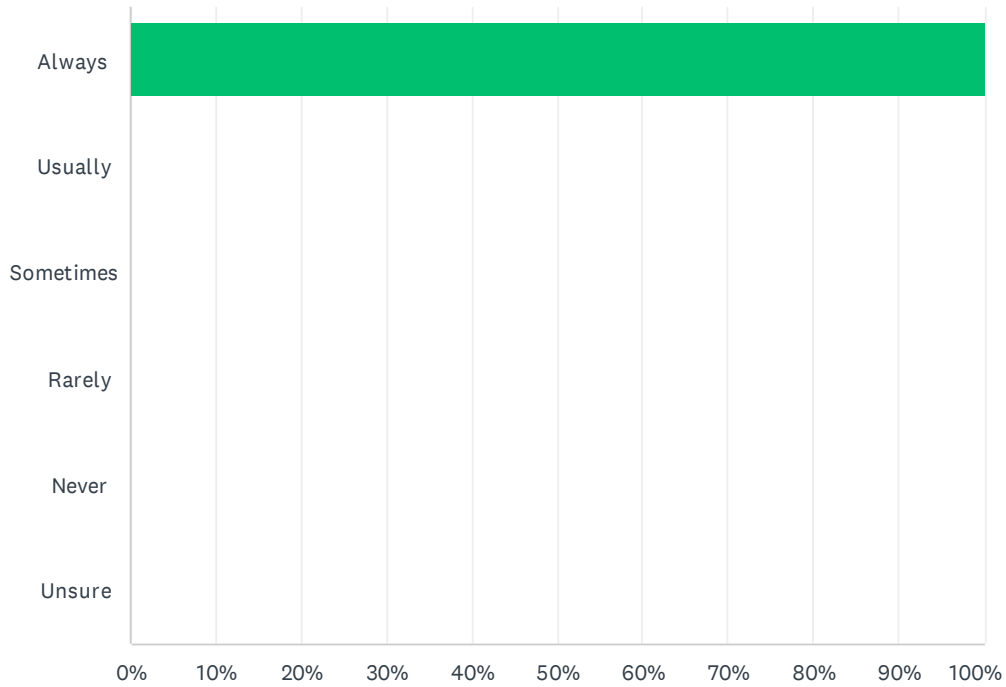
Answered: 29 Skipped: 366



ANSWER CHOICES	RESPONSES	
Always	96.55%	28
Usually	3.45%	1
Sometimes	0.00%	0
Rarely	0.00%	0
Never	0.00%	0
Unsure	0.00%	0
TOTAL		29

Q108 Do you feel your child is treated respectfully?

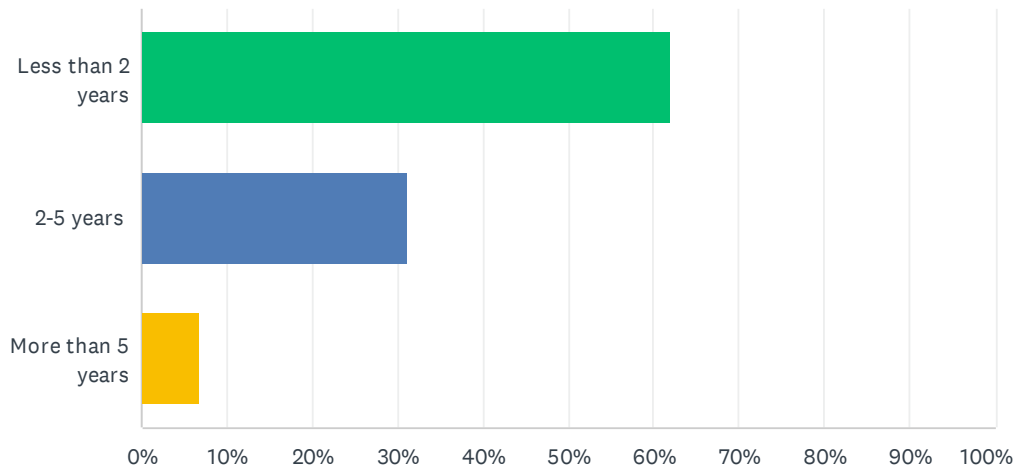
Answered: 29 Skipped: 366



ANSWER CHOICES	RESPONSES	
Always	100.00%	29
Usually	0.00%	0
Sometimes	0.00%	0
Rarely	0.00%	0
Never	0.00%	0
Unsure	0.00%	0
TOTAL		29

Q109 How long has your family been using Family Day Care?

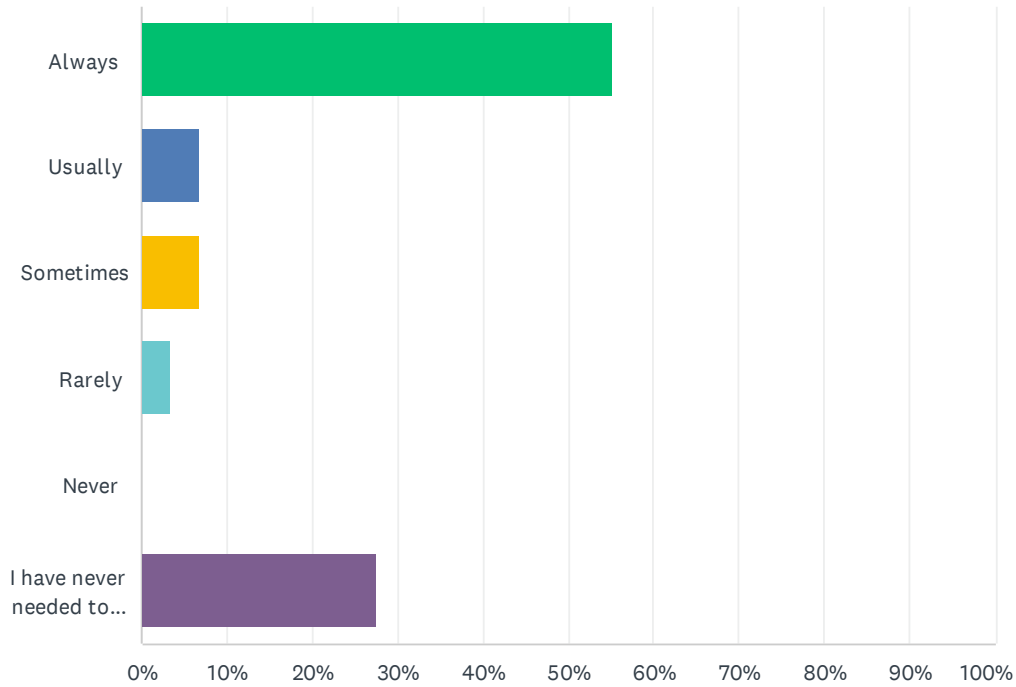
Answered: 29 Skipped: 366



ANSWER CHOICES	RESPONSES	
Less than 2 years	62.07%	18
2-5 years	31.03%	9
More than 5 years	6.90%	2
TOTAL		29

Q110 Do you feel comfortable discussing issues with the Coordination Unit?

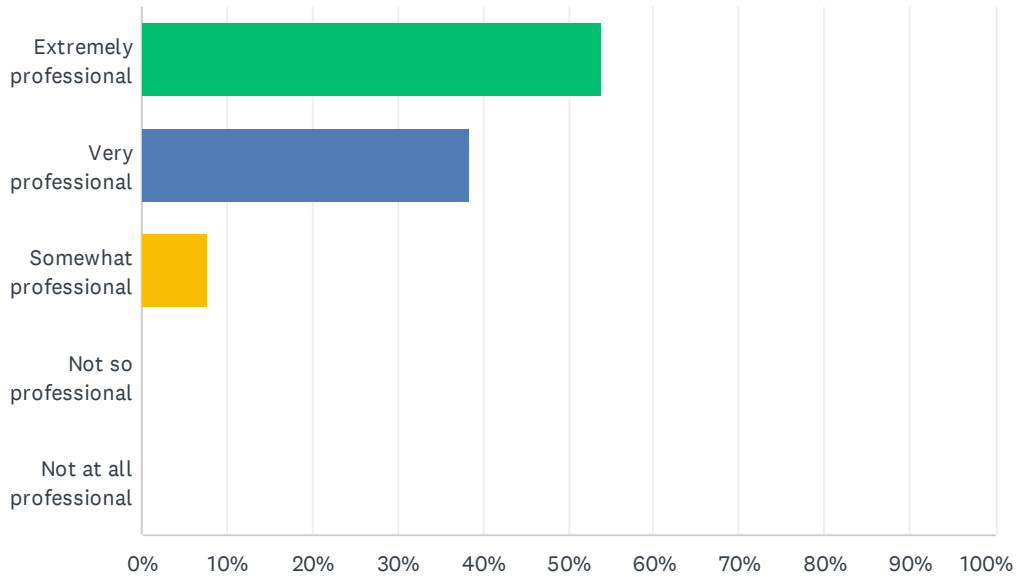
Answered: 29 Skipped: 366



ANSWER CHOICES	RESPONSES	
Always	55.17%	16
Usually	6.90%	2
Sometimes	6.90%	2
Rarely	3.45%	1
Never	0.00%	0
I have never needed to discuss issues with the Coordination Unit	27.59%	8
TOTAL		29

Q111 Please rate your experience with the Coordination Unit during enrolment.

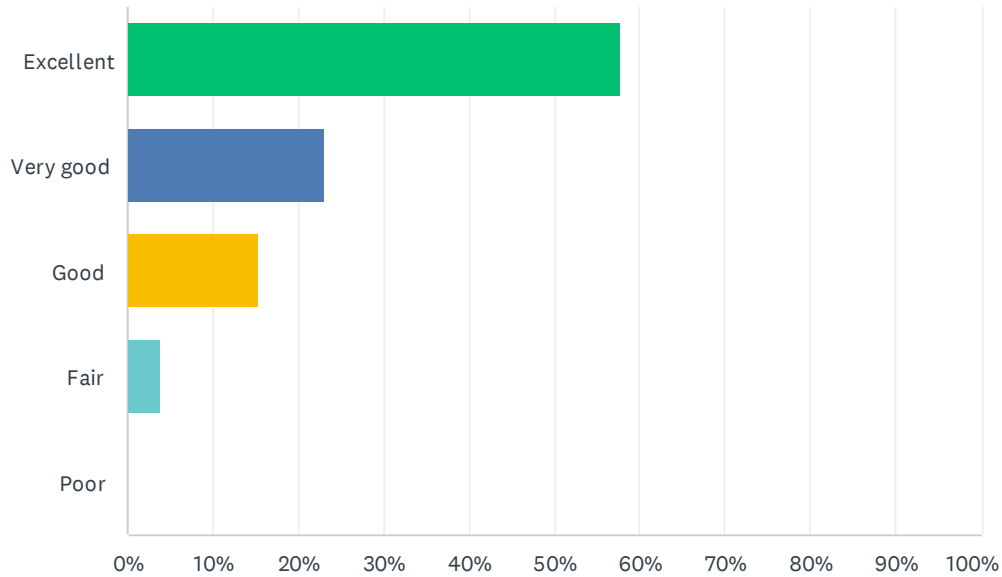
Answered: 26 Skipped: 369



ANSWER CHOICES	RESPONSES	
Extremely professional	53.85%	14
Very professional	38.46%	10
Somewhat professional	7.69%	2
Not so professional	0.00%	0
Not at all professional	0.00%	0
TOTAL		26

Q112 Please rate the quality of information provided to you during enrolment and orientation.

Answered: 26 Skipped: 369



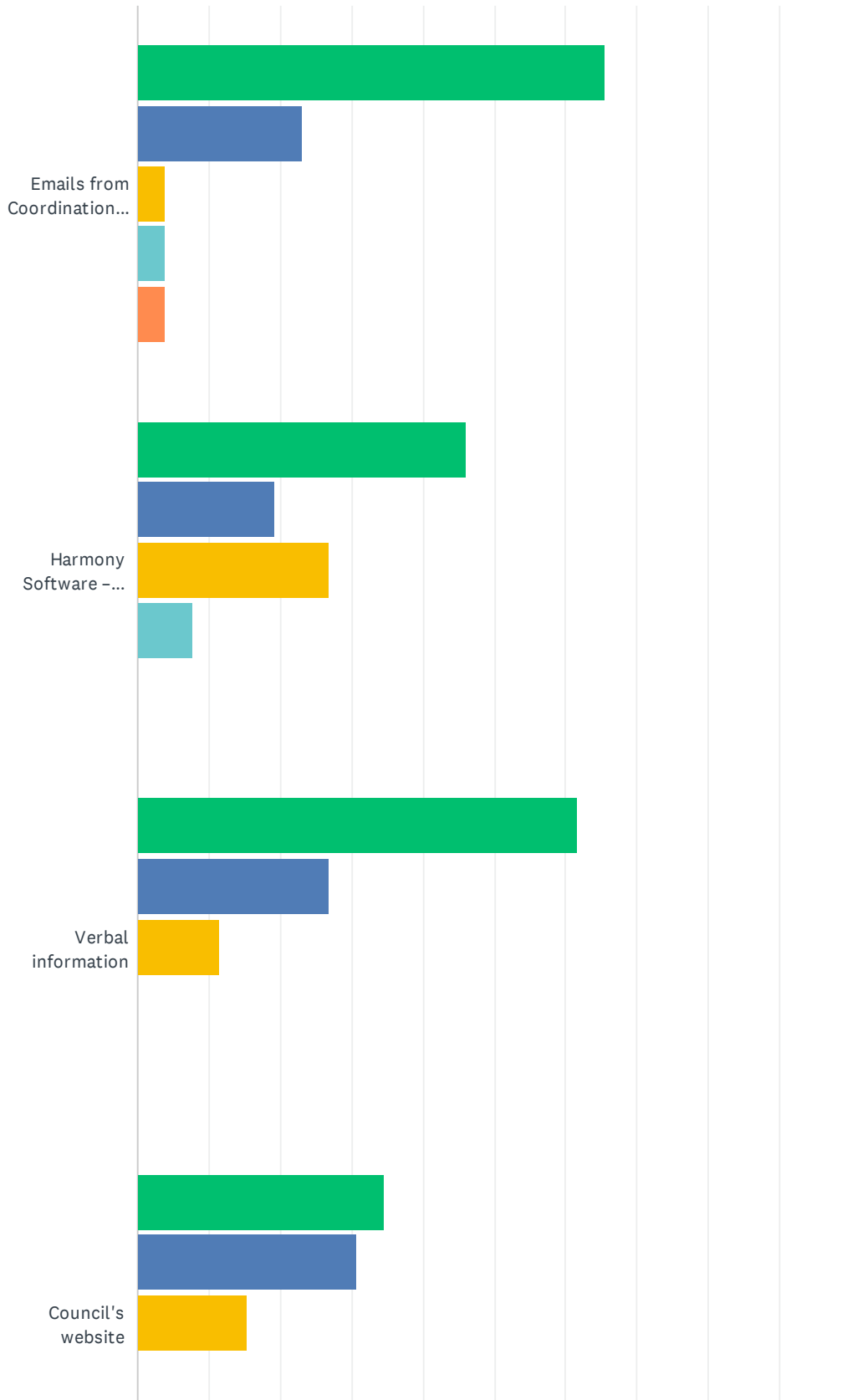
ANSWER CHOICES	RESPONSES	
Excellent	57.69%	15
Very good	23.08%	6
Good	15.38%	4
Fair	3.85%	1
Poor	0.00%	0
TOTAL		26

Q113 Do you have any suggestions on how Council could improve the enrolment and orientation process?

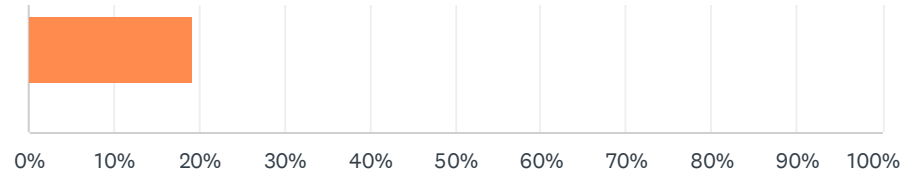
Answered: 26 Skipped: 369

Q114 Please rate the quality of the systems and information available.

Answered: 26 Skipped: 369



Early Years Survey - 2022



	VERY GOOD	GOOD	FAIR	POOR	I DON'T KNOW	TOTAL	WEIGHTED AVERAGE
Emails from Coordination Unit	65.38% 17	23.08% 6	3.85% 1	3.85% 1	3.85% 1	26	1.58
Harmony Software – signing children in and out / timesheet processing / invoicing	46.15% 12	19.23% 5	26.92% 7	7.69% 2	0.00% 0	26	1.96
Verbal information	61.54% 16	26.92% 7	11.54% 3	0.00% 0	0.00% 0	26	1.50
Council's website	34.62% 9	30.77% 8	15.38% 4	0.00% 0	19.23% 5	26	2.38

Q115 Do you have any comments regarding Council's communication with you?

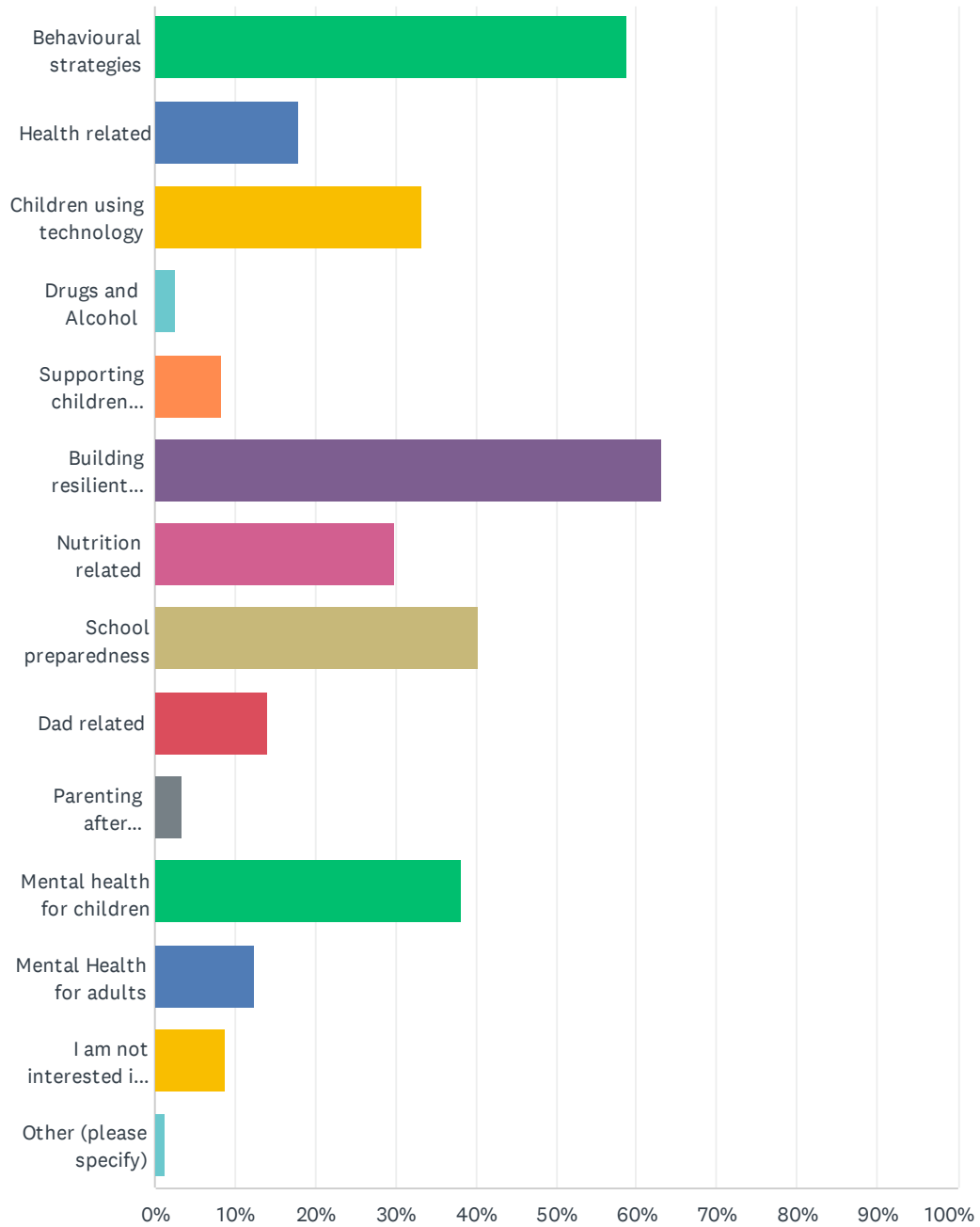
Answered: 26 Skipped: 369

Q116 Overall, do you have any other comments regarding Family Day Care?

Answered: 26 Skipped: 369

Q117 Which topics would you like to see offered as a parent information/ education session?

Answered: 241 Skipped: 154



Early Years Survey - 2022

ANSWER CHOICES	RESPONSES	
Behavioural strategies	58.92%	142
Health related	17.84%	43
Children using technology	33.20%	80
Drugs and Alcohol	2.49%	6
Supporting children through trauma	8.30%	20
Building resilient children	63.07%	152
Nutrition related	29.88%	72
School preparedness	40.25%	97
Dad related	14.11%	34
Parenting after separation	3.32%	8
Mental health for children	38.17%	92
Mental Health for adults	12.45%	30
I am not interested in parent education sessions	8.71%	21
Other (please specify)	1.24%	3
Total Respondents: 241		